



# Club Health Assessment for District 6 NE through March 2025

			Status	Membership							Reports					Finance		LCIF		
Club Number	Club Name	Charter Date		Current Member Count	YTD Members Added	YTD Members Dropped	YTD Net Growth	YTD Net Growth%	Member Count 12 Months Ago	Avg. length of service for dropped members	Months Since Last MMR ***	Yrs. Since Last Officer Report	President Rotation	Vice President Reported ****	Months Since Last Activity Report ***	Account Balance	Donations for current Fiscal Year			
			Number of times on status quo within last two years	If below 15 members appears					If net loss is greater than 20% appears					If no report in 3 months appears in	When more than one year appears in	Number of repeat terms	Notes the officers that do not have an active	If no report at 12 months appears in red		
Clubs less than two years old																				
172359	Gill Tri	06/19/2024	Active	21	0	0	0	0.00%	0		9		2	R	T,M,VP,SC	1	90+ Days			
Clubs more than two years old																				
3473	AKRON	02/16/1954	Active	53	3	1	2	3.92%	51	12	1			N	M,SC	6		\$2,150.00		
3438	BERTHOUD	04/05/1948	Active	18	2	3	-1	-5.26%	16	2	1		None		P,M,VP,SC	7		\$500.00		
Exc Award (06/30/2023)																				
29081	BRUSH	04/24/1974	Active	20	1	8	-7	-25.93%	23	8	0			N	M,SC	4		\$250.00		
Exc Award (06/30/2018, 06/30/2022)																				
3445	ESTES PARK	10/23/1940	Active	10	3	2	1	11.11%	9	28	1			N	P,T,M,SC	6				
3447	FORT COLLINS	05/08/1920	Active	45	7	10	-3	-6.25%	45	13	1			N		2		\$4,100.00		
Exc Award (06/30/2024)																				
3448	FORT COLLINS POWDRE VALLEY	03/23/1965	Active	13	0	0	0	0.00%	13		8		6	R	M,SC	7		\$1,000.00		
3449	FORT LUPTON	01/22/1953	Active	3	0	2	-2	-40.00%	5	5	0		11	N	S,T,M,SC	6	90+ Days			
3480	FORT MORGAN	01/27/1922	Active	34	3	4	-1	-2.86%	32	2	0		4		T,M,VP,SC	1				
3452	GILL	02/21/1955	Active	113	2	1	1	0.89%	111	0	0		7	N	VP	1	90+ Days	\$40.00		
Exc Award (06/30/2021, 06/30/2022, 06/30/2024)																				
148516	Gill Millennials	10/19/2021	Active	29	0	0	0	0.00%	28		9		2	R	P,VP	1	90+ Days			
Exc Award (06/30/2023, 06/30/2024)																				
3453	GREELEY	01/18/1937	Active	14	0	2	-2	-12.50%	17	4	3		2	N	M,VP,SC	5				
3483	HAXTUN	02/18/1954	Active	44	1	0	1	2.33%	44		0				M,VP,SC	6				
3437	HIGHLAND L C	08/15/1938	Cancelled(8*)	0	0	2	-2	-100.00%	2	8	3	1	None		P,S,T,M,VP SC	7	90+ Days			
3484	HOLYOKE	08/20/1942	Active	30	1	2	-1	-3.23%	31	2	1			N	T,M,SC	1		\$100.00		
Exc Award (06/30/2023)																				
115738	HUDSON-KEENESBURG	01/06/2012	Active	11	0	0	0	0.00%	11		9		10		T,M,VP,SC	8				
3456	KERSEY	09/15/1953	Active	23	2	1	1	4.55%	22	11	2		2	N	M,VP,SC	8		\$20.00		
3488	KIRK	04/21/1953	Active	17	0	1	-1	-5.56%	17	2	2		3	R	M,VP,SC	6				



# Club Health Assessment for District 6 NE through March 2025

			Status	Membership							Reports					Finance		LCIF
Club Number	Club Name	Charter Date		Current Member Count	YTD Members Added	YTD Members Dropped	YTD Net Growth	YTD Net Growth%	Member Count 12 Months Ago	Avg. length of service for dropped members	Months Since Last MMR ***	Yrs. Since Last Officer Report	President Rotation	Vice President Reported ****	Months Since Last Activity Report ***	Account Balance	Donations for current Fiscal Year	
			Number of times on status quo within last two years	If below 15 members appears				If net loss is greater than 20% appears			If no report in 3 months appears in	When more than one year appears in	Number of repeat terms	Notes the officers that do not have an active	If no report at 12 months appears in red			
3459	LA SALLE	12/09/1940	Active	5	0	0	0	0.00%	5		8		4	T,M,VP,SC	7			
3461	LONGMONT COLUMBINE	01/07/1963	Active	22	0	1	-1	-4.35%	23	1	2		3	N	T,M,SC	5	\$200.00	
128262	Longmont Himalayas	07/15/2016	Cancelled(8*)	0	0	13	-13	-100.00%	13	10	3	1	None	P,S,T,M,VP SC	8	90+ Days		
3463	LOVELAND	05/25/1920	Active	68	7	7	0	0.00%	69	19	0			M,VP,SC	0		\$3,800.00	
Exc Award (06/30/2018, 06/30/2022, 06/30/2023)																		
99945	LOVELAND DOWNTOWN	07/24/2007	Active	14	0	3	-3	-17.65%	17	10	3		2	N	M,SC	7		
Exc Award (06/30/2021, 06/30/2023)																		
3464	LYONS	05/31/1946	Active	19	1	0	1	5.56%	21		6		10	R	M,VP,SC	2	\$500.00	
3465	MILLIKEN JOHNSTOWN	06/01/1949	Active	12	0	0	0	0.00%	12		2		2	N	M,SC	6	90+ Days	
31004	MTN LIONS OF RED FEATHER LAKE	06/30/1975	Active	7	2	3	-1	-12.50%	10	31	6		2		M,VP,SC	0	\$25.00	
59856	NEW RAYMER PRAIRIE	07/16/1997	Active	27	4	6	-2	-6.90%	29	14	3		2	R	P	6		
3495	PEETZ	03/17/1949	Active	24	0	0	0	0.00%	24		2		5		P,M,VP,SC	6		
3467	PLATTEVILLE	05/27/1949	Active	7	0	0	0	0.00%	8		9		4	R	M,SC	5		
3468	ROGGEN	09/21/1951	Active	3	0	0	0	0.00%	3		2		2		M,VP,SC	8	90+ Days	
3499	STERLING	06/22/1920	Active	67	0	4	-4	-5.63%	64	5	3			N	SC	6		
Exc Award (06/30/2024)																		
3469	TRI TOWN	12/01/1938	Active(2)	8	0	1	-1	-11.11%	9	4	1		2		P,M,VP,SC	5		
3471	WINDSOR	04/07/1936	Cancelled(8*)	0	0	16	-16	-100.00%	16	28	3	1	None	P,S,T,M,VP SC	6	90+ Days		
3503	WOODLIN	02/16/1961	Active	19	0	2	-2	-9.52%	21	38	6			M,VP,SC	5		\$458.00	
3504	WRAY	05/14/1953	Active	15	0	1	-1	-6.25%	16	43	4		5	R	M,SC	6		
3505	YUMA	12/08/1947	Active	14	0	0	0	0.00%	14		0		2	R	M,SC	0	\$500.00	
Exc Award (06/30/2023)																		

Clubs Cancelled Previous Fiscal Year – Clubs Cancelled within last 12 months may be reinstated

Club Number	Club Name	Charter Date	Current Status*	Cancellation Date
33011	LONGMONT SUNRISE	11/23/1976	Cancelled(6*)	10/29/2023



## Club Health Assessment for District 6 NE through March 2025

Club NumberClub NameCharter Date			Status		Membership								Reports					Finance		LCIF
					Current Member Count	YTD Members Added	YTD Members Dropped	YTD Net Growth	YTD Net Growth%	Member Count 12 Months Ago	Avg. length of service for dropped members	Months Since Last MMR ***	Yrs. Since Last Officer Report	President Rotation	Vice President Reported ****	Months Since Last Activity Report ***	Account Balance	Donations for current Fiscal Year		
			Number of times on status quo within last two years	If below 15 members appears				If net loss is greater than 20% appears			If no report in 3 months appears in	When more than one year appears in	Number of repeat terms	Notes the officers that do not have an active	If no report at 12 months appears in red					
Current Total Clubs Count	YTD New Clubs Count	YTD Cancelled Clubs Count	YTD Net Club Gain	Current Total Members Count	YTD Add	YTD Drop	YTD Net Growth	YTD Net Growth %	Member Count 12 Months Ago	Average Member Count Per Club	% of Clubs with less than 20 members	% No MMR in 3 Months	% No Officer Report in 12 Months	% of Clubs with balance 90+ days	Number of Clubs in Status Quo	% Status Quo Clubs in Financial Suspension	Number of Cancelled Clubs	Average Cancelled Club Age	Members Lost Due to Cancellation	% of Clubs Cancelled for Non-Financial Reasons
33	0	3	-3	829	39	96	-57	-6.43%	851	25	55%	42%	0%	18%	0	0%	3	77	31	0%

\* - P - Priority Club. Cancellation Reasons: 1-Objectives/conduct, 2-Non-active club, 5-Non-existing club, 6-Disbanding, 7-Merger, 8-Financial Suspension, 9-District/Multiple District Dues.

\*\* - Abbreviation: P-President, S-Secretary, T-Treasurer, M-Member Chairperson, VP-First Vice President, MC-Communications Chairperson, SC-Service Chairperson

\*\*\* - Abbreviation: N/R - Never reported using the Lions Clubs website, N/A - Not applicable, No password registered for the Lions Clubs website.

\*\*\*\* - Abbreviation: N - New, IP - Immediate Past, R - Repeat.



# Club Health Assessment for District 6 C through March 2025

			Status	Membership							Reports					Finance		LCIF
Club Number	Club Name	Charter Date		Current Member Count	YTD Members Added	YTD Members Dropped	YTD Net Growth	YTD Net Growth%	Member Count 12 Months Ago	Avg. length of service for dropped members	Months Since Last MMR ***	Yrs. Since Last Officer Report	President Rotation	Vice President Reported ****	Months Since Last Activity Report ***	Account Balance	Donations for current Fiscal Year	
			Number of times on status quo within last two years	If below 15 members appears				If net loss is greater than 20% appears			If no report in 3 months appears in	When more than one year appears in	Number of repeat terms	Notes the officers that do not have an active	If no report at 12 months appears in red			
Clubs more than two years old																		
3506	ADAMS CENTENNIAL	03/03/1959	Active	5	0	0	0	0.00%	5		10		16	VP,SC	0		\$550.00	
3507	ARVADA	03/27/1946	Active	13	3	2	1	8.33%	12	31	3			VP	1		\$955.00	
Exc Award (06/30/2024)																		
3508	AURORA	06/03/1949	Active	5	0	0	0	0.00%	5		33	1	None	P,S,T,M,VP SC	20	90+ Days		
30556	BENNETT WATKINS	04/29/1975	Active	6	0	0	0	0.00%	6		0		None	P,S,M,VP,SC	9			
Exc Award (06/30/2016)																		
3511	BROOMFIELD	11/02/1953	Active	19	0	2	-2	-9.52%	23	7	3		2	M,VP,SC	20			
3519	CENTENNIAL AIRPORT	09/17/1964	Active	29	2	1	1	3.57%	29	28	0		2	R SC	0		\$5,550.00	
Exc Award (06/30/2023)																		
109060	CHATFIELD	08/11/2010	Active	11	0	0	0	0.00%	13		1			M,VP,SC	1		\$400.00	
Exc Award (06/30/2018, 06/30/2021)																		
111091	COLORADO ROCKY MOUNTAIN CYBER	05/17/2011	Active	105	3	2	1	0.96%	97	7	0			N	8		\$25.00	
3515	DENVER	06/26/1917	Active	69	5	5	0	0.00%	71	27	0			N SC	6		\$250.00	
127776	Denver Central Park	06/08/2016	Active(1)	9	0	0	0	0.00%	9		11		3	T,M,VP,SC	12	90+ Days		
47760	DENVER FIVE POINTS	10/13/1987	Active	42	2	1	1	2.44%	44	27	0			N M,SC	9		\$500.00	
Exc Award (06/30/2018)																		
43598	DENVER PARK HILL	03/12/1984	Cancelled(8*)	0	0	7	-7	-100.00%	7	11	3		None	P,S,T,M,VP SC	20	90+ Days		
3523	DOUGLAS COUNTY	07/26/1922	Active	6	0	2	-2	-25.00%	8	27	5		3	VP,SC	18			
3524	ENGLEWOOD	05/05/1926	Active	12	2	2	0	0.00%	12	12	2		4	M,VP,SC	0		\$1,000.00	
3525	GOLDEN	12/28/1942	Active	41	10	12	-2	-4.65%	43	16	0			N SC	0		\$70.00	
Exc Award (06/30/2018, 06/30/2024)																		
58345	HIGHLANDS RANCH	05/28/1996	Active	16	1	1	0	0.00%	13	9	1			VP,SC	7		\$1,170.00	
Exc Award (06/30/2018)																		
3526	IDAHO SPRINGS	10/02/1952	Active	17	2	0	2	13.33%	15		5			R M,SC	0		\$2,440.00	
3527	KIOWA	02/17/1947	Active	10	0	0	0	0.00%	10		9		4	T,M,VP,SC	19			
3457	LAFAYETTE	06/21/1921	Active	14	0	0	0	0.00%	15		10		2	R SC	4		\$303.82	



## Club Health Assessment for District 6 C through March 2025

			Status	Membership							Reports					Finance	LCIF
Club Number	Club Name	Charter Date		Current Member Count	YTD Members Added	YTD Members Dropped	YTD Net Growth	YTD Net Growth%	Member Count 12 Months Ago	Avg. length of service for dropped members	Months Since Last MMR ***	Yrs. Since Last Officer Report	President Rotation	Vice President Reported ****	Months Since Last Activity Report ***	Account Balance	Donations for current Fiscal Year
			Number of times on status quo within last two years	If below 15 members appears			If net loss is greater than 20% appears				If no report in 3 months appears in	When more than one year appears in	Number of repeat terms	Notes the officers that do not have an active	If no report at 12 months appears in red		
Exc Award (06/30/2024)																	
3532	LITTLETON	05/03/1949	Active	12	0	0	0	0.00%	12		32	1	None	P,S,T,M,VP SC	20	90+ Days	
3462	LOUISVILLE	05/27/1931	Active	11	1	0	1	10.00%	10		5		2	R	M,SC	0	
3466	NEDERLAND	06/23/1948	Active	13	3	1	2	18.18%	11	2	3		12	R	M,SC	0	
Exc Award (06/30/2018, 06/30/2022, 06/30/2024)																	
52462	PARKER SUNRISE	02/03/1992	Active(1)	4	0	0	0	0.00%	4		22	1	None	P,S,T,M,VP SC	20	90+ Days	
3535	PLEASANT VIEW	03/22/1956	Active(1)	6	0	0	0	0.00%	6		20	1	None	P,S,T,M,VP SC	20	90+ Days	
3540	THORNTON	08/23/1956	Active	8	0	0	0	0.00%	8		0		8	R	M,VP,SC	9	
Exc Award (06/30/2022)																	\$300.00

Clubs Cancelled Previous Fiscal Year – Clubs Cancelled within last 12 months may be reinstated

Club Number		Club Name		Charter Date		Current Status*		Cancellation Date												
3521		DENVER WESTWOOD		10/28/1941		Cancelled(8*)		06/29/2024												
Current Total Clubs Count	YTD New Clubs Count	YTD Cancelled Clubs Count	YTD Net Club Gain	Current Total Members Count	YTD Add	YTD Drop	YTD Net Growth	YTD Net Growth %	Member Count 12 Months Ago	Average Member Count Per Club	% of Clubs with less than 20 members	% No MMR in 3 Months	% No Officer Report in 12 Months	% of Clubs with balance 90+ days	Number of Clubs in Status Quo	% Status Quo Clubs in Financial Suspension	Number of Cancelled Clubs	Average Cancelled Club Age	Members Lost Due to Cancellation	% of Clubs Cancelled for Non-Financial Reasons
24	0	1	-1	483	34	38	-4	-0.82%	488	20	79%	58%	17%	21%	0	0%	1	123	7	-100%

\* - P - Priority Club. Cancellation Reasons: 1-Objectives/conduct, 2-Non-active club, 5-Non-existing club, 6-Disbanding, 7-Merger, 8-Financial Suspension, 9-District/Multiple District Dues.

\*\* - Abbreviation: P-President, S-Secretary, T-Treasurer, M-Member Chairperson, VP-First Vice President, MC-Communications Chairperson, SC-Service Chairperson

\*\*\* - Abbreviation: N/R - Never reported using the Lions Clubs website, N/A - Not applicable, No password registered for the Lions Clubs website.

\*\*\*\* - Abbreviation: N - New, IP - Immediate Past, R - Repeat.



# Club Health Assessment for District 6 SE through March 2025

			Status	Membership							Reports					Finance		LCIF
Club Number	Club Name	Charter Date		Current Member Count	YTD Members Added	YTD Members Dropped	YTD Net Growth	YTD Net Growth%	Member Count 12 Months Ago	Avg. length of service for dropped members	Months Since Last MMR ***	Yrs. Since Last Officer Report	President Rotation	Vice President Reported ****	Months Since Last Activity Report ***	Account Balance	Donations for current Fiscal Year	
			Number of times on status quo within last two years	If below 15 members appears	If net loss is greater than 20% appears					If no report in 3 months appears in	When more than one year appears in	Number of repeat terms	Notes the officers that do not have appears in an active	If no report at 12 months red				
Clubs more than two years old																		
3545	AVONDALE VINELAND	03/02/1954	Active	10	3	1	2	25.00%	11	34	2		2		VP,SC	5		
3546	CALHAN	08/21/1939	Active	44	3	12	-9	-16.98%	55	12	2			N	SC	0	\$1,300.00	
Exc Award (06/30/2017, 06/30/2018)																		
3547	CANON CITY NOON	11/22/1921	Active	36	2	5	-3	-7.69%	41	18	2				M,VP,SC	4	\$900.00	
Exc Award (06/30/2017, 06/30/2018)																		
3550	COLORADO CITY-RYE L C	11/07/1967	Active	18	5	0	5	38.46%	14		1		3	R	M,SC	5		
3551	COLORADO SPRINGS DOWNTOWN	02/20/1922	Active	35	0	3	-3	-7.89%	38	2	2			IP	M,SC	3		
3569	COLORADO SPRINGS NOB HILL	11/29/1951	Active	18	5	1	4	28.57%	12	1	1				M,VP,SC	24+	90+ Days \$3,000.00	
3555	COLORADO SPRINGS SECURITY	01/30/1957	Active	16	3	6	-3	-15.79%	18	17	3				M,VP,SC	24+	\$5.00	
97106	COTOPAXI	05/09/2006	Active	25	1	1	0	0.00%	25	8	6		4	R	M,SC	16		
116090	EL PASO COUNTY TRI-LAKES	02/16/2012	Active	22	0	0	0	0.00%	22		13		2		M,VP,SC	19		
3479	FLAGLER	09/13/1939	Active	11	0	3	-3	-21.43%	17	6	2		3	N	M,SC	8		
50918	FLORENCE	09/10/1990	Active	8	0	0	0	0.00%	7		11		6	R	P,M,VP,SC	24+		
46696	HUGO	12/01/1986	Active	11	0	0	0	0.00%	11		1		6	R	M,SC	1		
3563	LAMAR	08/02/1921	Active	23	3	3	0	0.00%	23	17	2				VP,SC	19	\$3,000.00	
3565	LAS ANIMAS	10/12/1921	Active	10	0	3	-3	-23.08%	11	5	1		2	R	M,SC	7		
108762	LIMON	06/23/2010	Cancelled(6*)	0	0	9	-9	-100.00%	9	11	5		None		P,S,T,M,VP SC	15		
3570	OLNEY SPRINGS	12/06/1951	Active	2	0	5	-5	-71.43%	7	33	12		6		S,T,M,VP,SC	19		
3572	PUEBLO CHARTER	06/01/1917	Active	34	2	0	2	6.25%	33		1			N	M,SC	1	\$1,195.00	
3576	ROCKY FORD	07/09/1920	Active	32	2	1	1	3.23%	29	53	1			N	P,T,M,VP,SC	19		
3579	SPRINGFIELD	10/20/1939	Active	17	0	1	-1	-5.56%	18	9	7			N		17		
3580	SWINK	03/06/1969	Active	24	1	3	-2	-7.69%	26	16	1		2	N	M,VP,SC	3		
3583	WILEY	03/10/1952	Active	18	4	0	4	28.57%	15		5			N	M	0	\$650.00	



## Club Health Assessment for District 6 SE through March 2025

INTERNATIONAL

			Status								Membership					Reports					Finance		LCIF
Club Number	Club Name	Charter Date		Current Member Count	YTD Members Added	YTD Members Dropped	YTD Net Growth	YTD Net Growth%	Member Count 12 Months Ago	Avg. length of service for dropped members	Months Since Last MMR ***	Yrs. Since Last Officer Report	President Rotation	Vice President Reported ****	Months Since Last Activity Report ***	Account Balance	Donations for current Fiscal Year						
			Number of times on status quo within last two years	If below 15 members appears				If net loss is greater than 20% appears			If no report in 3 months appears in	When more than one year appears in	Number of repeat terms	Notes the officers that do not have an active	If no report at 12 months appears in red								
108439	WOODLAND PARK PIKES PEAK Exc Award (06/30/2024)	05/24/2010	Active	18	2	1	1	5.88%	19	18	2		2	R M,SC	8		\$1,000.00						
Current Total Clubs Count	YTD New Clubs Count	YTD Cancelled Clubs Count	YTD Net Club Gain	Current Total Members Count	YTD Add	YTD Drop	YTD Net Growth	YTD Net Growth %	Member Count 12 Months Ago	Average Member Count Per Club	% of Clubs with less than 20 members	% No MMR in 3 Months	% No Officer Report in 12 Months	% of Clubs with balance 90+ days	Number of Clubs in Status Quo	% Status Quo Clubs in Financial Suspension	Number of Cancelled Clubs	Average Cancelled Club Age	Members Lost Due to Cancellation	% of Clubs Cancelled for Non-Financial Reasons			
21	0	1	-1	432	36	58	-22	-4.85%	461	21	57%	33%	0%	5%	0	0%	1	14	9	100%			

\* - P - Priority Club. Cancellation Reasons: 1-Objectives/conduct, 2-Non-active club, 5-Non-existing club, 6-Disbanding, 7-Merger, 8-Financial Suspension, 9-District/Multiple District Dues.

\*\* - Abbreviation: P-President, S-Secretary, T-Treasurer, M-Member Chairperson, VP-First Vice President, MC-Communications Chairperson, SC-Service Chairperson

\*\*\* - Abbreviation: N/R - Never reported using the Lions Clubs website, N/A - Not applicable, No password registered for the Lions Clubs website.

\*\*\*\* - Abbreviation: N - New, IP - Immediate Past, R - Repeat.



# Club Health Assessment for District 6 W through March 2025

			Status	Membership							Reports					Finance		LCIF
Club Number	Club Name	Charter Date		Current Member Count	YTD Members Added	YTD Members Dropped	YTD Net Growth	YTD Net Growth%	Member Count 12 Months Ago	Avg. length of service for dropped members	Months Since Last MMR ***	Yrs. Since Last Officer Report	President Rotation	Vice President Reported ****	Months Since Last Activity Report ***	Account Balance	Donations for current Fiscal Year	
			Number of times on status quo within last two years	If below 15 members appears				If net loss is greater than 20% appears			If no report in 3 months appears in	When more than one year appears in	Number of repeat terms	Notes the officers that do not have an active	If no report at 12 months appears in red			
Clubs more than two years old																		
3586	BASALT	05/13/1957	Active	23	6	5	1	4.55%	22	8	4			N	S,M,SC	0		
	Exc Award (06/30/2022)																	
3588	BAYFIELD	01/29/1953	Active	16	0	3	-3	-15.79%	19	7	6		2		M,VP,SC	3		
	Exc Award (06/30/2022)																	
3591	CLIFTON	05/01/1939	Active	16	1	2	-1	-5.88%	20	29	0		None	N	P,M,SC	2	\$600.00	
	Exc Award (06/30/2020)																	
3592	COLLBRAN	03/24/1959	Active	8	0	0	0	0.00%	8		12		8	N	VP,SC	11		
3593	CORTEZ	06/02/1942	Active	6	0	0	0	0.00%	6		8		4		M,VP,SC	0		
3594	CRAIG	12/01/1922	Active	7	0	1	-1	-12.50%	8	56	1		12		T,M,VP,SC	19		
3596	DELTA	11/11/1921	Active	9	1	3	-2	-18.18%	11	11	0		3	R		19		
3597	DURANGO	10/31/1928	Active	9	0	2	-2	-18.18%	11	32	0		6	R	M,SC	2	90+ Days	
3598	EAGLE	08/26/1938	Active	12	0	1	-1	-7.69%	15	3	3				VP,SC	0		
	Exc Award (06/30/2019, 06/30/2021, 06/30/2022)																	
39516	FRASER RIVER VALLEY L C	03/16/1981	Active	100	11	15	-4	-3.85%	105	7	1		2	N		11		
	Exc Award (06/30/2020)																	
3599	FRUITA	02/10/1957	Active	19	9	2	7	58.33%	17	4	1				T,M,VP	1	\$500.00	
	Exc Award (06/30/2021)																	
3601	GLENWOOD SPRINGS	12/01/1921	Active	22	1	1	0	0.00%	21	41	0		5		M,VP,SC	0		
	Exc Award (06/30/2018, 06/30/2022)																	
3602	GRAND JUNCTION	10/28/1921	Active	85	12	15	-3	-3.41%	86	7	0			N	SC	3		
	Exc Award (06/30/2022)																	
3605	HAYDEN	11/30/1961	Active	9	1	0	1	12.50%	8		1		2		M,VP,SC	1		
	Exc Award (06/30/2022)																	
45067	HOTCHKISS	06/04/1985	Active	9	0	3	-3	-25.00%	13	6	1			R	M,SC	0		
3608	JACKSON COUNTY	08/29/1935	Active	17	1	2	-1	-5.56%	18	9	4		4	N	VP,SC	11		
	Exc Award (06/30/2021, 06/30/2022)																	
3531	LEADVILLE	11/08/1951	Active	50	1	1	0	0.00%	50	12	1			R		0	\$50.00	





## Club Health Assessment for District 6 W through March 2025

			Status								Membership							Reports					Finance		LCIF
Club Number	Club Name	Charter Date			Current Member Count	YTD Members Added	YTD Members Dropped	YTD Net Growth	YTD Net Growth%	Member Count 12 Months Ago	Avg. length of service for dropped members	Months Since Last MMR ***	Yrs. Since Last Officer Report	President Rotation	Vice President Reported ****	Months Since Last Activity Report ***		Account Balance	Donations for current Fiscal Year						
			Number of times on status quo within last two years		If below 15 members appears				If net loss is greater than 20% appears			If no report in 3 months appears in	When more than one year appears in	Number of repeat terms		Notes the officers that do not have an active	If no report at 12 months appears in red								
Exc Award (06/30/2022)																									
40852	MANCOS VALLEY	02/19/1982	Active		11	2	6	-4	-26.67%	15	7	2		2	T,M,VP,SC	8									
Exc Award (06/30/2020)																									
3609	MEEKER	07/23/1923	Active		42	4	2	2	5.00%	40	4	0		2	R M,SC	5			\$1,000.00						
Exc Award (06/30/2022)																									
3610	MONTROSE	05/20/1937	Active		15	0	2	-2	-11.76%	17	7	2		2	R M,SC	1			\$1,000.00						
62346	NEW CASTLE	09/15/1999	Active		24	4	0	4	20.00%	21		2		6	R SC	1									
Exc Award (06/30/2022)																									
3613	ORCHARD MESA	01/20/1960	Active		23	4	4	0	0.00%	24	9	0			M,VP,SC	0			\$1,000.00						
Exc Award (06/30/2021, 06/30/2022)																									
3615	PALISADE	07/26/1930	Active		15	1	0	1	7.14%	14		2		3	R M,VP,SC	6									
3616	PAONIA	01/27/1946	Active		12	0	2	-2	-14.29%	14	7	1		3	VP,SC	2									
3618	REDLANDS	05/09/1968	Active		49	3	3	0	0.00%	49	13	1			N SC	0			\$1,300.00						
Exc Award (06/30/2018, 06/30/2020, 06/30/2022)																									
3619	RIFLE	03/13/1935	Active		6	0	4	-4	-40.00%	9	12	2		3	M,VP,SC	10									
3621	STEAMBOAT SKI TOWN	12/06/1922	Active		26	1	0	1	4.00%	25		1			N M,SC	13									
3590	SURFACE CREEK VALLEY L C	11/27/1972	Active		10	3	2	1	11.11%	9	2	2		7	R M,SC	4									
Current Total Clubs Count	YTD New Clubs Count	YTD Cancelled Clubs Count	YTD Net Club Gain	Current Total Members Count	YTD Add	YTD Drop	YTD Net Growth	YTD Net Growth %	Member Count 12 Months Ago	Average Member Count Per Club	% of Clubs with less than 20 members	% No MMR in 3 Months	% No Officer Report in 12 Months	% of Clubs with balance 90+ days	Number of Clubs in Status Quo	% Status Quo Clubs in Financial Suspension	Number of Cancelled Clubs	Average Cancelled Club Age	Members Lost Due to Cancellation	% of Clubs Cancelled for Non-Financial Reasons					
28	0	0	0	650	66	81	-15	-2.26%	675	23	64%	21%	0%	4%	0	0%	0	0	0	0%					

\* - P - Priority Club. Cancellation Reasons: 1-Objectives/conduct, 2-Non-active club, 5-Non-existing club, 6-Disbanding, 7-Merger, 8-Financial Suspension, 9-District/Multiple District Dues.

\*\* - Abbreviation: P-President, S-Secretary, T-Treasurer, M-Member Chairperson, VP-First Vice President, MC-Communications Chairperson, SC-Service Chairperson

\*\*\* - Abbreviation: N/R - Never reported using the Lions Clubs website, N/A - Not applicable, No password registered for the Lions Clubs website.

\*\*\*\* - Abbreviation: N - New, IP - Immediate Past, R - Repeat.



# Club Health Assessment for District 17 K through March 2025

			Status	Membership							Reports					Finance		LCIF
Club Number	Club Name	Charter Date		Current Member Count	YTD Members Added	YTD Members Dropped	YTD Net Growth	YTD Net Growth%	Member Count 12 Months Ago	Avg. length of service for dropped members	Months Since Last MMR ***	Yrs. Since Last Officer Report	President Rotation	Vice President Reported ****	Months Since Last Activity Report ***	Account Balance	Donations for current Fiscal Year	
			Number of times on status quo within last two years	If below 15 members appears				If net loss is greater than 20% appears			If no report in 3 months appears in	When more than one year appears in	Number of repeat terms	Notes the officers that do not have an active	If no report at 12 months appears in red			
Clubs more than two years old																		
7141	ATWOOD	03/31/1952	Active	20	2	2	0	0.00%	20	2	1		5	M,VP,SC	4			
Exc Award (06/30/2022)																		
7099	BARNARD	03/10/1953	Active	22	0	0	0	0.00%	22		10		2	R	M,SC	11		
7142	BREWSTER	04/08/1947	Active	25	0	0	0	0.00%	24		11			N	M,SC	24	\$500.00	
7143	BUNKER HILL	04/01/1955	Active	26	0	0	0	0.00%	26		12			N	M,SC	3		
41470	CIMARRON	06/01/1982	Active	19	3	1	2	11.76%	18	6	0			IP	M,SC	3		
7235	CLAFLIN	11/25/1940	Active	11	0	1	-1	-8.33%	12	36	4			R	P,S,T,SC	24+		
32610	COLBY HIGH PLAIN	07/23/1976	Active	9	0	1	-1	-10.00%	10	26	1		3	R	M,SC	17		
7193	CUNNINGHAM	04/03/1956	Active	19	1	0	1	5.56%	19		1		None		P,M,VP,SC	24+		
7240	DODGE CITY	11/22/1929	Active	10	0	1	-1	-9.09%	10	5	3			R	M,SC	24+	\$4,100.00	
7146	DOWNS	03/28/1958	Active	9	1	2	-1	-10.00%	12	11	1		6		M,VP,SC	24+	\$560.00	
7242	ELKHART	03/11/1929	Active	7	0	0	0	0.00%	8		9		14	R	M,SC	10		
7243	ELLINWOOD	05/10/1951	Active	6	0	0	0	0.00%	6		12		7	R	M,SC	24+		
7244	GARDEN CITY	05/06/1931	Active(1)	24	1	0	1	4.35%	26		1			N	M,SC	24+		
7147	GEM	04/12/1955	Active	10	0	0	0	0.00%	10		12		4	R	M,VP,SC	24+	\$1,100.00	
48417	GLEN ELDER	04/12/1988	Active	22	1	0	1	4.76%	22		0			N	M,SC	24+		
7148	GOODLAND	11/09/1955	Active	23	0	1	-1	-4.17%	32	2	7		2	R	SC	1	\$2,350.00	
Exc Award (06/30/2022)																		
7246	GREAT BEND EVENING	11/30/1970	Active	21	7	0	7	50.00%	14		4		11	R	M,SC	3	90+ Days \$400.00	
Exc Award (06/30/2016, 06/30/2017, 06/30/20)																		
7247	GREAT BEND NOON	03/22/1923	Active	44	0	3	-3	-6.38%	49	8	2			N	SC	2	90+ Days	
7151	HAYS	10/10/1924	Active	51	4	5	-1	-1.92%	50	20	0		2	N		0	\$1,860.00	
Exc Award (06/30/2021, 06/30/2022, 06/30/20)																		
7153	HILL CITY	01/17/1951	Active	13	0	0	0	0.00%	13		9				M,VP,SC	24+		
7114	HOLYROOD	04/29/1947	Active	14	0	0	0	0.00%	14		11		16	R	P	24+		



# Club Health Assessment for District 17 K through March 2025

Club Number	Club Name	Charter Date	Status	Membership							Reports					Finance	LCIF
				Current Member Count	YTD Members Added	YTD Members Dropped	YTD Net Growth	YTD Net Growth%	Member Count 12 Months Ago	Avg. length of service for dropped members	Months Since Last MMR ***	Yrs. Since Last Officer Report	President Rotation	Vice President Reported ****	Months Since Last Activity Report ***	Account Balance	Donations for current Fiscal Year
			Number of times on status quo within last two years	If below 15 members appears				If net loss is greater than 20% appears			If no report in 3 months appears in	When more than one year appears in	Number of repeat terms	Notes the officers that do not have appears in an active	If no report at 12 months red		
118471	HOXIE HOTRODDERS	12/18/2012	Active	33	2	3	-1	-2.94%	34	4	1		2	R	M,SC	4	
	Exc Award (06/30/2018)																
7250	HUGOTON	09/10/1952	Active	19	1	3	-2	-9.52%	22	9	1			N	M,SC	24+	
7202	HUTCHINSON BREAKFAST	05/21/1964	Active	18	0	2	-2	-10.00%	22	11	3			N		3	\$90.00
	Exc Award (06/30/2021)																
105221	HUTCHINSON NOON	04/13/2009	Active	8	0	2	-2	-20.00%	10	9	2			N	SC	24+	\$200.00
	Exc Award (06/30/2021)																
7155	JENNINGS	10/13/1970	Active	9	0	0	0	0.00%	9		13		8		P,M,VP,SC	24+	
7251	JETMORE	01/30/1930	Active	22	2	1	1	4.76%	22	13	1		None		P,M,VP,SC	24+	
7156	KENSINGTON	04/30/1959	Active	27	5	4	1	3.85%	22	7	0		2	R	T,VP,SC	0	
	Exc Award (06/30/2021)																
7204	KINGMAN	10/05/1921	Active	25	0	1	-1	-3.85%	26	17	11		2	R	M,SC	24+	\$100.00
7157	KIRWIN	04/01/1970	Active	18	3	0	3	20.00%	15		5		14		P,M,VP,SC	24+	
7252	KISMET	03/20/1969	Active	4	1	0	1	33.33%	3		1		3		T,M,VP,SC	24+	
7253	LA CROSSE	02/09/1927	Active	11	0	0	0	0.00%	11		11		7		M,VP,SC	24+	
7239	LANE COUNTY	10/26/1965	Active(1)	6	0	13	-13	-68.42%	19	3	6		3		M,VP,SC	24+	
	Exc Award (06/30/2021)																
7254	LARNED	03/22/1952	Active	21	0	1	-1	-4.55%	22	41	4			N	SC	8	\$100.00
28094	LARNED FORT LARNED	03/08/1974	Active	10	1	4	-3	-23.08%	12	23	1			N	M,SC	15	\$200.00
7257	LIBERAL	07/01/1921	Active	24	0	3	-3	-11.11%	27	2	7			N	M,SC	24+	\$50.00
7119	LINCOLN	04/12/1923	Active(1)	9	0	0	0	0.00%	9		12		14		T,M,VP,SC	24+	90+ Days
7121	LITTLE RIVER	02/11/1938	Active	20	0	0	0	0.00%	20		13				M,VP,SC	24+	\$1,000.00
7159	LOGAN	12/06/1971	Active	15	0	0	0	0.00%	18		9		3	R	M,VP,SC	24+	\$100.00
7161	LUCAS	06/01/1951	Active	37	6	2	4	12.12%	28	12	0		9	R	SC	24+	
7259	MACKSVILLE	05/19/1926	Active	7	0	0	0	0.00%	7		12				M,VP,SC	24+	
7207	MEDICINE LODGE	02/09/1926	Active	15	1	0	1	7.14%	14		5		2	IP	SC	24+	




# Club Health Assessment for District 17 K through March 2025

			Status	Membership							Reports					Finance		LCIF
Club Number	Club Name	Charter Date		Current Member Count	YTD Members Added	YTD Members Dropped	YTD Net Growth	YTD Net Growth%	Member Count 12 Months Ago	Avg. length of service for dropped members	Months Since Last MMR ***	Yrs. Since Last Officer Report	President Rotation	Vice President Reported ****	Months Since Last Activity Report ***	Account Balance	Donations for current Fiscal Year	
			Number of times on status quo within last two years	If below 15 members appears				If net loss is greater than 20% appears			If no report in 3 months appears in	When more than one year appears in	Number of repeat terms		Notes the officers that do not have an active	If no report at 12 months appears in red		
7261	MONTEZUMA	01/05/1953	Active	14	0	0	0	0.00%	14		13		4		P,M,VP,SC	24+		
7164	MORLAND	12/14/1953	Active	21	0	0	0	0.00%	21		13				M,VP,SC	24+		
116775	NATOMA	06/13/2012	Active	8	0	0	0	0.00%	8		2		None		P,M,VP,SC	24+		
7166	NORTON	03/13/1930	Active	52	0	5	-5	-8.77%	57	9	0			N	M,SC	3		
7168	OBERLIN	06/29/1948	Active(1)	16	0	0	0	0.00%	16		0		6	R	M,SC	9		
Exc Award (06/30/2022)																		
7265	OTIS	01/16/1951	Active	12	0	0	0	0.00%	12		11		9	R	S,M,VP,SC	24+		
7170	PALCO	12/14/1950	Active	34	0	3	-3	-8.11%	37	21	0		17		T,M,VP,SC	23		
7267	PLAINS	04/13/1931	Active	16	0	0	0	0.00%	18		9		3		M,VP	18		
7172	PLAINVILLE	01/20/1932	Active	20	0	0	0	0.00%	20		0		3		P,M,VP,SC	24+		
7268	PRATT	07/18/1921	Active	10	3	4	-1	-9.09%	11	37	4		6		M,VP,SC	24+		
7270	RANSOM	02/04/1953	Active	18	1	0	1	5.88%	18		4			R	P,SC	24+		\$350.00
7173	REXFORD	03/23/1951	Active	7	0	0	0	0.00%	7		13			IP	P,M,VP,SC	24+	90+ Days	
30099	ROZEL	01/13/1975	Active	9	0	0	0	0.00%	9		13			N	M,SC	24+		\$150.00
7273	SATANTA	03/10/1964	Active	10	0	1	-1	-9.09%	14	27	3				M,VP,SC	24+		\$700.00
7178	SMITH CENTER	02/11/1946	Active	17	0	1	-1	-5.56%	19	1	2		2		M,VP,SC	24+		\$28.50
7175	ST FRANCIS	05/05/1951	Active	13	1	0	1	8.33%	12		2			N	P,M,SC	1		\$100.00
Exc Award (06/30/2021)																		
7272	ST JOHN	02/02/1924	Active	7	0	5	-5	-41.67%	12	35	3		14		M,VP,SC	24+	90+ Days	
7276	STAFFORD	04/13/1938	Active	11	1	3	-2	-15.38%	15	2	2		2	N	M,SC	3		
47134	TIPTON	04/13/1987	Active	20	0	2	-2	-9.09%	22	35	7		2		P,M,VP,SC	24+		
7278	ULYSSES	01/01/1952	Active	7	0	0	0	0.00%	7		7		6		S,M,VP,SC	1	90+ Days	
7181	WAKEENEY	05/02/1932	Active	38	3	2	1	2.70%	36	11	2		5	R	M,SC	24+		
Exc Award (06/30/2022)																		
7182	WALDO	01/16/1954	Active	11	0	0	0	0.00%	11		12		5		M,VP,SC	24+		



## Club Health Assessment for District 17 K through March 2025

			Status	Membership							Reports					Finance	LCIF
Club Number	Club Name	Charter Date		Current Member Count	YTD Members Added	YTD Members Dropped	YTD Net Growth	YTD Net Growth%	Member Count 12 Months Ago	Avg. length of service for dropped members	Months Since Last MMR ***	Yrs. Since Last Officer Report	President Rotation	Vice President Reported ****	Months Since Last Activity Report ***	Account Balance	Donations for current Fiscal Year
			Number of times on status quo within last two years	If below 15 members appears				If net loss is greater than 20% appears			If no report in 3 months appears in	When more than one year appears in	Number of repeat terms	Notes the officers that do not have an active	If no report at 12 months appears in red		

Clubs Cancelled Previous Fiscal Year – Clubs Cancelled within last 12 months may be reinstated

Club Number	Club Name	Charter Date	Current Status*	Cancellation Date
7184	ANTHONY	11/25/1921	Cancelled(8*)	06/29/2024
7100	BELOIT	12/09/1937	Cancelled(6*)	12/29/2023
7115	HUNTER	10/17/1953	Cancelled(6*)	07/29/2023
7179	STOCKTON	02/08/1951	Cancelled(6*)	07/29/2023

Current Total Clubs Count	YTD New Clubs Count	YTD Cancelled Clubs Count	YTD Net Club Gain	Current Total Members Count	YTD Add	YTD Drop	YTD Net Growth	YTD Net Growth %	Member Count 12 Months Ago	Average Member Count Per Club	% of Clubs with less than 20 members	% No MMR in 3 Months	% No Officer Report in 12 Months	% of Clubs with balance 90+ days	Number of Clubs in Status Quo	% Status Quo Clubs in Financial Suspension	Number of Cancelled Clubs	Average Cancelled Club Age	Members Lost Due to Cancellation	% of Clubs Cancelled for Non-Financial Reasons
64	0	0	0	1,134	51	82	-31	-2.66%	1,185	18	63%	59%	0%	9%	0	0%	0	0	0	0%

\* - P - Priority Club. Cancellation Reasons: 1-Objectives/conduct, 2-Non-active club, 5-Non-existing club, 6-Disbanding, 7-Merger, 8-Financial Suspension, 9-District/Multiple District Dues.

\*\* - Abbreviation: P-President, S-Secretary, T-Treasurer, M-Member Chairperson, VP-First Vice President, MC-Communications Chairperson, SC-Service Chairperson

\*\*\* - Abbreviation: N/R - Never reported using the Lions Clubs website, N/A - Not applicable, No password registered for the Lions Clubs website.

\*\*\*\* - Abbreviation: N - New, IP - Immediate Past, R - Repeat.




# Club Health Assessment for District 17 A through March 2025

Club Number	Club Name	Charter Date	Status	Membership							Reports					Finance	LCIF
				Current Member Count	YTD Members Added	YTD Members Dropped	YTD Net Growth	YTD Net Growth%	Member Count 12 Months Ago	Avg. length of service for dropped members	Months Since Last MMR ***	Yrs. Since Last Officer Report	President Rotation	Vice President Reported ****	Months Since Last Activity Report ***	Account Balance	Donations for current Fiscal Year
			Number of times on status quo within last two years	If below 15 members appears				If net loss is greater than 20% appears			If no report in 3 months appears	When more than one year appears in	Number of repeat terms	Notes the officers that do not have an active	If no report at 12 months appears in red		
<b>Clubs more than two years old</b>																	
7053	ABILENE	03/04/1925	Active	5	0	2	-2	-28.57%	7	28	0			M,VP,SC	16		
	Exc Award (06/30/2016)																
7098	ASSARIA	02/16/1951	Active	23	0	0	0	0.00%	25		10		3	R	M,SC	15	\$100.00
	Exc Award (06/30/2017)																
6997	ATCHISON	09/25/1947	Active	5	1	4	-3	-37.50%	10	6	5		2		M,VP,SC	13	90+ Days
6998	AUBURN	04/21/1965	Active	20	0	0	0	0.00%	20		10		2	R	M,SC	20	\$500.00
	Exc Award (06/30/2022)																
35718	BALDWIN CITY	06/30/1978	Active	20	2	0	2	11.11%	18		7		3	R	M,SC	12	\$50.00
7056	BARNES	04/11/1969	Active	11	0	0	0	0.00%	11		9			R	S,M,VP,SC	24+	
6999	BASEHOR	02/28/1972	Active	11	1	2	-1	-8.33%	12	29	1		2		M,VP,SC	10	\$1,000.00
7057	BELLEVILLE	09/12/1924	Active	52	4	3	1	1.96%	51	17	0			N	M,SC	24+	
7101	BENNINGTON	02/25/1932	Active	21	3	2	1	5.00%	19	15	0		3	R	P,S,M,SC	24+	
7059	CHAPMAN	10/04/1945	Active	20	2	3	-1	-4.76%	25	29	0			R	M,SC	24+	
7060	CLAY CENTER	12/12/1928	Active	21	4	2	2	10.53%	19	4	3			R	P,T,M,SC	24+	
7107	CLYDE	02/18/1930	Active	15	0	0	0	0.00%	15		16		None		P,S,M,VP	4	
7108	CONCORDIA	06/01/1938	Active	31	6	2	4	14.81%	30	9	2			N	M,SC	2	
	Exc Award (06/30/2016, 06/30/2017, 06/30/2018)																
7109	DELPHOS	02/23/1932	Active	24	3	0	3	14.29%	21		1		2		P,T,M,VP,SC	4	\$1,000.00
	Exc Award (06/30/2016, 06/30/2018)																
7005	EASTON	05/31/1955	Active(1)	22	0	0	0	0.00%	21		7			IP	M,SC	10	
7006	EFFINGHAM	11/21/1968	Active	28	2	0	2	7.69%	25		5		2	R	P,M,VP,SC	24+	
7008	EUDORA	04/03/1951	Active	25	0	0	0	0.00%	24		1			N		1	\$775.00
	Exc Award (06/30/2017, 06/30/2019, 06/30/2020)																
7009	EVEREST	12/04/1958	Active	12	0	1	-1	-7.69%	13	28	7			R	SC	4	\$200.00
7010	GARDNER	01/08/1947	Active	18	1	1	0	0.00%	18	14	3		2	R	SC	0	\$50.00
	Exc Award (06/30/2017)																



# Club Health Assessment for District 17 A through March 2025

			Status	Membership							Reports					Finance	LCIF
Club Number	Club Name	Charter Date		Current Member Count	YTD Members Added	YTD Members Dropped	YTD Net Growth	YTD Net Growth%	Member Count 12 Months Ago	Avg. length of service for dropped members	Months Since Last MMR ***	Yrs. Since Last Officer Report	President Rotation	Vice President Reported ****	Months Since Last Activity Report ***	Account Balance	Donations for current Fiscal Year
			Number of times on status quo within last two years	If below 15 members appears					If net loss is greater than 20% appears			If no report in 3 months appears in	When more than one year appears in	Number of repeat terms	Notes the officers that do not have an active	If no report at 12 months appears in red	
7113	GYPSUM	04/30/1928	Active	9	0	1	-1	-10.00%	10	33	2		4	P,M,VP,SC	24+		
7013	HIAWATHA	03/22/1938	Active	15	0	1	-1	-6.25%	15	2	3			R	M,SC	17	\$1,000.00
32720	HIGHLAND	09/17/1976	Active	9	0	0	0	0.00%	10		9		8	R	M,SC	1	\$500.00
7069	HOPE	07/22/1924	Active	16	3	0	3	23.08%	13		4			N	M,SC	4	
54027	HORTON	02/02/1993	Active	3	0	0	0	0.00%	3		11		3	R	M,SC	11	
109888	KANSAS CITY DOWNTOWN	12/15/2010	Active	16	0	1	-1	-5.88%	19	11	3			N	M,SC	2	\$1,455.00
Exc Award (06/30/2016, 06/30/2018)																	
36558	KEATS	02/07/1979	Active	18	1	1	0	0.00%	20	3	2		9	R	M,SC	1	
Exc Award (06/30/2017, 06/30/2022)																	
58366	LANCASTER	06/05/1996	Active(1)	2	0	0	0	0.00%	2		16		16		M,VP,SC	17	
7017	LANSING	06/22/1954	Active	42	2	0	2	5.00%	41		0			R	SC	0	\$16,499.43
Exc Award (06/30/2016, 06/30/2019, 06/30/2020)																	
7018	LAWRENCE	05/06/1946	Active	25	0	0	0	0.00%	26		9		5	R		0	
Exc Award (06/30/2017, 06/30/2022)																	
7020	LEAVENWORTH	12/16/1937	Active	143	0	10	-10	-6.54%	167	17	1			N	SC	4	\$4,200.00
Exc Award (06/30/2017, 06/30/2018, 06/30/2020)																	
7021	LEAWOOD	04/23/1954	Active	48	6	0	6	14.29%	44		2			N	SC	24+	\$180.00
Exc Award (06/30/2017, 06/30/2018, 06/30/2020)																	
7022	LENEXA	10/26/1954	Active	15	1	0	1	7.14%	13		0			N	SC	5	\$200.00
Exc Award (06/30/2023)																	
7073	LEONARDVILLE	01/28/1971	Active	5	0	0	0	0.00%	5		8		12		M,VP,SC	N/R	
7023	LINWOOD	05/19/1955	Active	26	3	0	3	13.04%	22		2		12	R	M,SC	12	
7074	LONGFORD	05/09/1955	Active	15	2	4	-2	-11.76%	15	3	0		2	R	S,M,SC	13	
6951	LOUISBURG	12/30/1946	Active	16	1	0	1	6.67%	16		0		2	R	M	6	
Exc Award (06/30/2024)																	
7075	MANHATTAN	04/04/1938	Active	35	5	0	5	16.67%	33		0			N	M,VP,SC	24+	\$50.00
Exc Award (06/30/2017)																	
7076	MANHATTAN SUNFLOWER	10/09/1967	Active	25	0	2	-2	-7.41%	27	11	3		2		M,VP,SC	6	\$3,370.00




# Club Health Assessment for District 17 A through March 2025

			Status	Membership							Reports					Finance	LCIF	
Club Number	Club Name	Charter Date		Current Member Count	YTD Members Added	YTD Members Dropped	YTD Net Growth	YTD Net Growth%	Member Count 12 Months Ago	Avg. length of service for dropped members	Months Since Last MMR ***	Yrs. Since Last Officer Report	President Rotation	Vice President Reported ****	Months Since Last Activity Report ***	Account Balance	Donations for current Fiscal Year	
			Number of times on status quo within last two years	If below 15 members appears				If net loss is greater than 20% appears			If no report in 3 months appears in	When more than one year appears in	Number of repeat terms		Notes the officers that do not have an active	If no report at 12 months appears in red		
Exc Award (06/30/2023)																		
7077	MARYSVILLE	12/11/1951	Active	10	0	0	0	0.00%	10		7		6	R	M,SC	15		\$150.00
123518	Miami County Traveling	10/30/2014	Active	22	4	2	2	10.00%	19	3	0			N	M,SC	0		\$2,095.00
Exc Award (06/30/2018, 06/30/2022, 06/30/20)																		
29945	MILFORD	11/22/1974	Active	8	0	2	-2	-20.00%	13	2	7		4	R	M,SC	24+		\$120.00
Exc Award (06/30/2017, 06/30/2022)																		
7126	MILTONVALE	02/10/1932	Active	22	2	2	0	0.00%	24	6	2				P,M,VP,SC	13		
7127	MINNEAPOLIS	10/09/1930	Active	24	2	2	0	0.00%	24	20	0			N	M,SC	24+		
57203	MINNEAPOLIS EVENING	07/03/1995	Active	13	4	0	4	44.44%	11		5		5		M,VP,SC	24+		
61515	MORGANVILLE	02/15/1999	Active	7	0	0	0	0.00%	7		10		6	R	M,VP,SC	17		
7079	NAVARRE	04/27/1972	Active	11	0	1	-1	-8.33%	12	2	8		5	N	M,SC	14		\$100.00
Exc Award (06/30/2023)																		
7027	OLATHE	08/27/1947	Active	9	0	3	-3	-25.00%	14	20	2			N	S,SC	6		\$1,100.00
Exc Award (06/30/2019)																		
44714	OLATHE NOON	03/22/1985	Active	11	2	5	-3	-21.43%	14	16	3		4		M,VP,SC	24+		
7082	ONAGA	03/31/1954	Active	27	0	0	0	0.00%	25		10			N	M,SC	17		\$250.00
7029	OSKALOOSA	02/07/1972	Active	9	2	3	-1	-10.00%	10	5	1		9		S,M,VP,SC	4		\$400.00
7044	OVERLAND PARK HOST	03/16/1957	Active	25	3	2	1	4.17%	24	15	1			N	SC	1		\$918.00
Exc Award (06/30/2024)																		
35156	RANDOLPH	03/20/1978	Active	16	2	0	2	14.29%	13		0			N	M,SC	4		
7033	ROBINSON	04/20/1960	Active	15	1	0	1	7.14%	13		7		7	N	M,SC	24+		\$700.00
7036	SABETHA	10/01/1954	Active	27	9	1	8	42.11%	20	0	0			N	P,M,SC	7		\$100.00
Exc Award (06/30/2016)																		
7131	SALINA DOWNTOWN	06/23/1921	Active	28	1	5	-4	-12.50%	34	34	0			N	VP,SC	3		\$1,090.00
7084	SCANDIA	03/26/1964	Active	28	1	3	-2	-6.67%	30	14	0		6	R	M,SC	24+		
7039	SHAWNEE	10/12/1960	Active	10	0	0	0	0.00%	11		9		6		M,VP,SC	0		\$75.00
Exc Award (06/30/2016, 06/30/2018, 06/30/20)																		





# Club Health Assessment for District 17 A through March 2025

			Status	Membership							Reports					Finance	LCIF
Club Number	Club Name	Charter Date		Current Member Count	YTD Members Added	YTD Members Dropped	YTD Net Growth	YTD Net Growth%	Member Count 12 Months Ago	Avg. length of service for dropped members	Months Since Last MMR ***	Yrs. Since Last Officer Report	President Rotation	Vice President Reported ****	Months Since Last Activity Report ***	Account Balance	Donations for current Fiscal Year
			Number of times on status quo within last two years	If below 15 members appears				If net loss is greater than 20% appears			If no report in 3 months appears in	When more than one year appears in	Number of repeat terms	Notes the officers that do not have an active	If no report at 12 months appears in red		
7041	SILVER LAKE	04/30/1964	Active	7	1	1	0	0.00%	7	27	0		6	M,VP,SC	3		\$350.00
7086	SOLOMON	02/03/1947	Active	10	0	0	0	0.00%	7		9		2	P,M,VP,SC	24+		
7136	TESCOTT	08/01/1945	Active	18	4	5	-1	-5.26%	20	15	1			N	M,SC	15	\$1,250.00
Exc Award (06/30/2017)																	
132205	Tonganoxie	07/10/2017	Active	13	2	2	0	0.00%	13	3	0		4	R		0	\$225.00
Exc Award (06/30/2020)																	
7045	TOPEKA	04/11/1929	Active	19	2	2	0	0.00%	19	4	2		2	N	M,SC	0	\$1,203.00
Exc Award (06/30/2022, 06/30/2024)																	
7046	TOPEKA SUNFLOWER	12/28/1953	Active	22	1	1	0	0.00%	23	25	0				M,VP,SC	10	\$1,825.00
Exc Award (06/30/2017)																	
7047	TROY	02/10/1969	Active	21	1	0	1	5.00%	19		1		2	R	M,SC	24+	\$100.00
119124	UNIVERSITY OF KANSAS EYE CENTER	04/04/2013	Active	18	2	3	-1	-5.26%	19	5	1		2	N	SC	6	\$200.00
7049	VALLEY FALLS	12/01/1952	Active	22	0	3	-3	-12.00%	24	10	2			N		3	\$2,000.00
Exc Award (06/30/2018, 06/30/2019, 06/30/2020)																	
7090	WAKEFIELD	01/22/1946	Active	16	5	4	1	6.67%	15	19	2		7		S,M,VP,SC	24+	
7092	WASHINGTON	01/08/1930	Active	20	1	3	-2	-9.09%	23	3	5			N	M,SC	24+	
Exc Award (06/30/2016)																	
7093	WATERVILLE	10/22/1945	Active	26	4	1	3	13.04%	21	6	4			N	M	13	\$200.00
7050	WETMORE	02/11/1971	Cancelled(6*)	0	0	0	0	0.00%	4		9	1	None		P,S,T,M,VP SC	24+	
7096	WOODBINE	11/22/1955	Active	15	0	0	0	0.00%	15		10			N	M,SC	23	\$500.00
Exc Award (06/30/2023)																	

Clubs Cancelled Previous Fiscal Year – Clubs Cancelled within last 12 months may be reinstated

Club Number	Club Name	Charter Date	Current Status*	Cancellation Date
7001	BONNER SPRINGS	05/15/1950	Cancelled(6*)	05/29/2024



## Club Health Assessment for District 17 A through March 2025

Club Number			Club Name			Charter Date			Status	Membership						Reports				Finance		LCIF		
										Current Member Count	YTD Members Added	YTD Members Dropped	YTD Net Growth	YTD Net Growth%	Member Count 12 Months Ago	Avg. length of service for dropped members	Months Since Last MMR ***	Yrs. Since Last Officer Report	President Rotation	Vice President Reported ****	Months Since Last Activity Report ***	Account Balance	Donations for current Fiscal Year	
									Number of times on status quo within last two years	If below 15 members appears			If net loss is greater than 20% appears			If no report in 3 months appears in		When more than one year appears in	Number of repeat terms	Notes the officers that do not have an active		If no report at 12 months appears in red		
Current Total Clubs Count	YTD New Clubs Count	YTD Cancelled Clubs Count	YTD Net Club Gain	Current Total Members Count	YTD Add	YTD Drop	YTD Net Growth	YTD Net Growth %	Member Count 12 Months Ago	Average Member Count Per Club	% of Clubs with less than 20 members	% No MMR in 3 Months	% No Officer Report in 12 Months	% of Clubs with balance 90+ days	Number of Clubs in Status Quo	% Status Quo Clubs in Financial Suspension	Number of Cancelled Clubs	Average Cancelled Club Age	Members Lost Due to Cancellation	% of Clubs Cancelled for Non-Financial Reasons				
70	0	1	-1	1,416	109	98	11	0.78%	1,442	20	54%	47%	0%	1%	0	0%	1	128	0	100%				

\* - P - Priority Club. Cancellation Reasons: 1-Objectives/conduct, 2-Non-active club, 5-Non-existing club, 6-Disbanding, 7-Merger, 8-Financial Suspension, 9-District/Multiple District Dues.

\*\* - Abbreviation: P-President, S-Secretary, T-Treasurer, M-Member Chairperson, VP-First Vice President, MC-Communications Chairperson, SC-Service Chairperson

\*\*\* - Abbreviation: N/R - Never reported using the Lions Clubs website, N/A - Not applicable, No password registered for the Lions Clubs website.

\*\*\*\* - Abbreviation: N - New, IP - Immediate Past, R - Repeat.




# Club Health Assessment for District 17 N through March 2025

			Status	Membership							Reports					Finance		LCIF
Club Number	Club Name	Charter Date		Current Member Count	YTD Members Added	YTD Members Dropped	YTD Net Growth	YTD Net Growth%	Member Count 12 Months Ago	Avg. length of service for dropped members	Months Since Last MMR ***	Yrs. Since Last Officer Report	President Rotation	Vice President Reported ****	Months Since Last Activity Report ***	Account Balance	Donations for current Fiscal Year	
			Number of times on status quo within last two years	If below 15 members appears				If net loss is greater than 20% appears			If no report in 3 months appears in	When more than one year appears in	Number of repeat terms	Notes the officers that do not have appears in an active	If no report at 12 months red			
Clubs more than two years old																		
6929	ALTAMONT	10/07/1946	Active	13	0	1	-1	-7.14%	13	1	3			N	M,VP,SC	13		
6966	ARKANSAS CITY	11/24/1920	Active	16	2	5	-3	-15.79%	19	29	2		4		M,VP,SC	6	\$65.00	
40502	ARKANSAS CITY EARLY BIRD	11/17/1981	Active	16	1	2	-1	-5.88%	17	33	1			N	M,SC	24+		
Exc Award (06/30/2022)																		
6968	AUGUSTA	03/19/1946	Active	20	1	0	1	5.26%	22		7			N	M,SC	9	\$121.00	
Exc Award (06/30/2016, 06/30/2017, 06/30/20)																		
6931	BAXTER SPRINGS	11/05/1941	Active	26	0	0	0	0.00%	26		0			N	M,SC	1	\$238.00	
Exc Award (06/30/2022, 06/30/2023)																		
105389	BEL AIRE	05/04/2009	Active	30	2	8	-6	-16.67%	36	9	0			N	SC	0	\$577.00	
Exc Award (06/30/2019, 06/30/2020, 06/30/20)																		
6969	BENTON	06/05/1956	Active	4	0	0	0	0.00%	11		9		11		S,T,M,VP,SC	24+		
56504	BURLINGTON	02/03/1995	Active	21	2	2	0	0.00%	21	2	3				M,VP,SC	0	\$117.00	
6933	CANEY	10/02/1944	Active(1)	14	0	0	0	0.00%	14		14		None		P,S,T,M,VP SC	24+		
7104	CANTON	06/13/1928	Active(2)	15	0	0	0	0.00%	15		24				VP,SC	24+	90+ Days	
43074	CARBONDALE	10/18/1983	Active	11	0	0	0	0.00%	9		0		None		P,T,M,VP,SC	0	90+ Days	
6973	CEDAR VALE	05/04/1938	Active	11	0	0	0	0.00%	11		12				M,VP,SC	11	\$65.00	
6934	CHANUTE	08/29/1946	Active	9	1	1	0	0.00%	9	1	5		2		P,M,VP,SC	24+	\$100.00	
7191	CLEARWATER	05/15/1953	Active	19	0	1	-1	-5.00%	20	36	2		11		M,VP,SC	1	\$232.00	
6936	COFFEYVILLE	02/18/1921	Active	22	1	3	-2	-8.33%	25	30	0		4		S,M,VP,SC	18		
43341	COFFEYVILLE DAYLIGHT DEFENDERS	01/30/1984	Active	8	0	0	0	0.00%	8		7		5		M,VP,SC	22		
6937	COLONY	05/27/1954	Active	9	0	2	-2	-18.18%	11	8	1		7		M,VP,SC	24+	\$5.00	
6938	COLUMBUS	11/18/1940	Active	25	0	0	0	0.00%	25		3				M,VP,SC	24+	\$45.00	
105925	COLWICH	06/24/2009	Active	24	1	1	0	0.00%	20	2	5			R	SC	18	\$650.00	
106940	DERBY	12/03/2009	Active	26	7	0	7	36.84%	17		0			IP	SC	1	\$736.00	
6976	EMPORIA	06/13/1921	Active	25	4	6	-2	-7.41%	27	13	8		None		P,T,M,VP,SC	24+		



# Club Health Assessment for District 17 N through March 2025

			Status	Membership							Reports					Finance	LCIF	
Club Number	Club Name	Charter Date		Current Member Count	YTD Members Added	YTD Members Dropped	YTD Net Growth	YTD Net Growth%	Member Count 12 Months Ago	Avg. length of service for dropped members	Months Since Last MMR ***	Yrs. Since Last Officer Report	President Rotation	Vice President Reported ****	Months Since Last Activity Report ***	Account Balance	Donations for current Fiscal Year	
			Number of times on status quo within last two years	If below 15 members appears				If net loss is greater than 20% appears			If no report in 3 months appears in	When more than one year appears in	Number of repeat terms		Notes the officers that do not have an active	If no report at 12 months red		
6977	EUREKA	10/03/1921	Active	14	0	1	-1	-6.67%	15	9	0		2	M,VP,SC	18			
6942	FREDONIA	02/17/1936	Active	24	1	4	-3	-11.11%	28	4	1		2	M,VP,SC	24+		\$39.00	
126742	Galena Route 66	01/29/2016	Active	11	2	1	1	10.00%	8	0	5			N	S,M,SC	24+	\$211.00	
6944	GARNETT	12/19/1938	Active	24	1	2	-1	-4.00%	26	10	3		2	M,VP,SC	2		\$27.00	
6945	GIRARD	03/09/1948	Active	23	6	1	5	27.78%	19	3	1		5	M,VP,SC	12		\$545.00	
Exc Award (06/30/2023)																		
7195	GODDARD	05/18/1956	Active	54	5	0	5	10.20%	56		3			M,VP,SC	1		\$1,015.00	
Exc Award (06/30/2021, 06/30/2023, 06/30/2025)																		
7196	HALSTEAD	04/29/1938	Active	35	3	4	-1	-2.78%	35	3	4		4	R	P,SC	24+	\$163.00	
7200	HESSTON	02/07/1951	Active	14	0	0	0	0.00%	13		3		8	M,VP,SC	3		\$50.00	
6980	HILLSBORO	04/27/1961	Active	10	0	0	0	0.00%	10		12		8	M,VP,SC	13			
6946	HUMBOLDT	12/07/1950	Active	16	0	0	0	0.00%	15		1		3	N		5	\$734.00	
Exc Award (06/30/2018, 06/30/2023)																		
6947	INDEPENDENCE	04/25/1922	Active	23	0	2	-2	-8.00%	26	32	0			N	SC	24+	\$1,082.00	
7116	INMAN	01/12/1938	Active	14	3	1	2	16.67%	12	3	0		3	R	SC	0	\$125.00	
6949	KINCAID	05/01/1956	Active	14	0	0	0	0.00%	14		21		4	M,VP,SC	23		\$33.00	
6983	LEBO	06/09/1954	Active	10	0	0	0	0.00%	10		36	1	None	P,S,T,M,VP SC	24+			
7120	LINDSBORG	03/21/1956	Cancelled(6*)	0	0	7	-7	-100.00%	7	27	3	1	None	P,S,T,M,VP SC	24+			
7024	LYNDON	11/19/1953	Active	18	0	0	0	0.00%	21		2		2	N		7	\$1,735.00	
Exc Award (06/30/2021, 06/30/2022, 06/30/2025)																		
6984	MADISON	01/09/1928	Active	20	0	5	-5	-20.00%	25	22	1			M,VP,SC	21		\$126.00	
66772	MAIZE	10/31/2002	Active	5	0	1	-1	-16.67%	7	6	3		10	R	M,VP,SC	12	\$450.00	
7124	MARQUETTE	02/24/1938	Active	19	0	0	0	0.00%	23		14			N	T,M,VP,SC	3	\$95.00	
6952	MC CUNE	07/09/1946	Active	9	0	0	0	0.00%	13		8			N	P,T,M,SC	4	\$1,100.00	
7128	MOUNDRIDGE	02/01/1938	Active	12	3	2	1	9.09%	14	13	0			N	M,SC	0	\$29.00	
Exc Award (06/30/2022)																		



# Club Health Assessment for District 17 N through March 2025

			Status	Membership							Reports					Finance		LCIF
Club Number	Club Name	Charter Date		Current Member Count	YTD Members Added	YTD Members Dropped	YTD Net Growth	YTD Net Growth%	Member Count 12 Months Ago	Avg. length of service for dropped members	Months Since Last MMR ***	Yrs. Since Last Officer Report	President Rotation	Vice President Reported ****	Months Since Last Activity Report ***	Account Balance	Donations for current Fiscal Year	
			Number of times on status quo within last two years	If below 15 members appears				If net loss is greater than 20% appears			If no report in 3 months appears in	When more than one year appears in	Number of repeat terms		Notes the officers that do not have an active	If no report at 12 months appears in red		
7208	MULVANE	11/18/1966	Active	10	0	0	0	0.00%	10		20	1	None		P,S,T,M,VP SC	24+		
6953	NEODESHA	12/08/1922	Active	28	4	0	4	16.67%	20		0			N	M,SC	19		\$150.00
46275	NEOSHO RAPIDS	06/24/1986	Active	12	0	0	0	0.00%	12		14			IP	M,SC	9		\$66.00
7209	NEWTON	05/17/1921	Active	68	8	15	-7	-9.33%	78	3	2				VP,SC	24+		\$396.00
Exc Award (06/30/2018)																		
6985	OLPE	09/30/1954	Active	18	1	1	0	0.00%	18	17	8				P,M,VP,SC	24+		\$94.00
7028	OSAGE CITY	08/15/1939	Active	55	4	9	-5	-8.33%	60	4	1		9	R	P,VP,SC	24+		\$100.00
6956	OTTAWA	11/23/1936	Active	16	0	0	0	0.00%	16		6		2		M,VP,SC	20		
7212	OXFORD	03/12/1946	Active	25	6	1	5	25.00%	19	32	2			N	SC	0		\$10.00
7225	PARK CITY	02/25/1955	Active	7	0	1	-1	-12.50%	8	2	0				M,VP,SC	24+	90+ Days	
6958	PARSONS	01/27/1931	Active	35	4	0	4	12.90%	31		2		2	N	SC	4	90+ Days	\$432.00
Exc Award (06/30/2019, 06/30/2023)																		
6959	PITTSBURG	06/02/1922	Active	19	1	0	1	5.56%	18		2		2		M,VP,SC	8		\$850.00
Exc Award (06/30/2021, 06/30/2022, 06/30/2023)																		
7213	PLEASANT VALLEY	02/24/1954	Active	12	1	0	1	9.09%	13		3		18		M,VP,SC	22		
6986	POTWIN	01/08/1952	Active(1)	10	0	0	0	0.00%	10		14	1	None		P,S,T,M,VP SC	21	90+ Days	
Exc Award (06/30/2018)																		
6987	READING	09/11/1956	Active	11	0	0	0	0.00%	12		10		7		M,VP,SC	4		\$43.00
Exc Award (06/30/2018, 06/30/2023)																		
7037	SCRANTON	04/14/1954	Active	13	2	3	-1	-7.14%	14	21	0		2		M,VP,SC	0		\$143.00
6988	SEDAN	05/09/1929	Cancelled(6*)	0	0	6	-6	-100.00%	6	20	3	1	None		P,S,T,M,VP SC	N/R		
6991	TOWANDA	02/23/1954	Active	23	1	1	0	0.00%	18	51	2				M,VP,SC	13		\$8,610.00
Exc Award (06/30/2023)																		
7218	VALLEY CENTER	02/28/1957	Active	88	9	9	0	0.00%	86	17	2			N	SC	0		\$7,311.00
7219	VIOLA	12/01/1955	Active	12	2	3	-1	-7.69%	14	2	2			N		11		
7220	WALTON	03/12/1971	Active	12	0	0	0	0.00%	12		13		3		M,VP,SC	24+		
7221	WELLINGTON	12/02/1921	Active	45	7	0	7	18.42%	43		0			N	M,SC	1		\$564.00



## Club Health Assessment for District 17 N through March 2025

Club NumberClub NameCharter Date			Status	Membership							Reports					Finance		LCIF		
				Current Member Count	YTD Members Added	YTD Members Dropped	YTD Net Growth	YTD Net Growth%	Member Count 12 Months Ago	Avg. length of service for dropped members	Months Since Last MMR ***	Yrs. Since Last Officer Report	President Rotation	Vice President Reported ****	Months Since Last Activity Report ***	Account Balance	Donations for current Fiscal Year			
			Number of times on status quo within last two years	If below 15 members appears				If net loss is greater than 20% appears			If no report in 3 months appears in	When more than one year appears in	Number of repeat terms		Notes the officers that do not have an active	If no report at 12 months appears in red				
Exc Award (06/30/2022)																				
6964	WESTPHALIA	04/28/1969	Active	21	4	0	4	23.53%	15		2		6	R	M,VP,SC	3		\$158.00		
7223	WICHITA DOWNTOWN	12/04/1919	Active	23	0	5	-5	-17.86%	28	32	2			N	T,M,SC	14		\$877.00		
66673	WICHITA NORTHWEST	10/16/2002	Active	26	2	1	1	4.00%	28	22	0			N	SC	3		\$1,406.00		
Exc Award (06/30/2018)																				
7138	WINDOM	05/08/1951	Active	7	0	0	0	0.00%	7		8				P,M,VP,SC	16		\$42.00		
6995	WINFIELD	07/14/1921	Active	32	2	1	1	3.23%	30	2	2			IP	SC	1		\$70.00		
Current Total Clubs Count	YTD New Clubs Count	YTD Cancelled Clubs Count	YTD Net Club Gain	Current Total Members Count	YTD Add	YTD Drop	YTD Net Growth	YTD Net Growth %	Member Count 12 Months Ago	Average Member Count Per Club	% of Clubs with less than 20 members	% No MMR in 3 Months	% No Officer Report in 12 Months	% of Clubs with balance 90+ days	Number of Clubs in Status Quo	% Status Quo Clubs in Financial Suspension	Number of Cancelled Clubs	Average Cancelled Club Age	Members Lost Due to Cancellation	% of Clubs Cancelled for Non-Financial Reasons
66	0	2	-2	1,361	104	119	-15	-1.09%	1,399	21	58%	48%	5%	8%	0	0%	2	82	13	100%

\* - P - Priority Club. Cancellation Reasons: 1-Objectives/conduct, 2-Non-active club, 5-Non-existing club, 6-Disbanding, 7-Merger, 8-Financial Suspension, 9-District/Multiple District Dues.

\*\* - Abbreviation: P-President, S-Secretary, T-Treasurer, M-Member Chairperson, VP-First Vice President, MC-Communications Chairperson, SC-Service Chairperson

\*\*\* - Abbreviation: N/R - Never reported using the Lions Clubs website, N/A - Not applicable, No password registered for the Lions Clubs website.

\*\*\*\* - Abbreviation: N - New, IP - Immediate Past, R - Repeat.



# Club Health Assessment for District 21 N through March 2025

			Status	Membership							Reports					Finance	LCIF
Club Number	Club Name	Charter Date		Current Member Count	YTD Members Added	YTD Members Dropped	YTD Net Growth	YTD Net Growth%	Member Count 12 Months Ago	Avg. length of service for dropped members	Months Since Last MMR ***	Yrs. Since Last Officer Report	President Rotation	Vice President Reported ****	Months Since Last Activity Report ***	Account Balance	Donations for current Fiscal Year
			Number of times on status quo within last two years	If below 15 members appears				If net loss is greater than 20% appears			If no report in 3 months appears in	When more than one year appears in	Number of repeat terms	Notes the officers that do not have an active	If no report at 12 months appears in red		
Clubs less than two years old																	
157680	Canyon Global Chambers of Commerce	03/08/2024	Active	24	4	0	4	20.00%	20		2		2	R	M,VP,SC	3	
171637	Glendale Educators	05/17/2024	Active	19	0	1	-1	-5.00%	0	1	0		2	R	VP	6	\$40.00
156322	Glendale Heal the World	10/12/2023	Active	20	0	0	0	0.00%	20		8			IP	SC	6	
155353	Glendale Professionals and Healthcare Associates Exc Award (06/30/2024)	08/04/2023	Active	20	0	0	0	0.00%	21		5			N	M	0	\$100.00
157249	Glendale Sosona	02/06/2024	Active	20	0	0	0	0.00%	20		11		2	R		0	\$40.00
171364	Metro Phoenix Cooking Masters	06/19/2024	Active	17	2	5	-3	-15.00%	0	0	1		2	N		1	\$60.00
171620	Phoenix Rising Students	05/13/2024	Active	21	0	0	0	0.00%	0		9		2	R	M,SC	4	90+ Days
180267	Surprise Sunshine	01/07/2025	Newly Chartered	20	20	0	20	100.00%	0		0			N		0	\$60.00
Clubs more than two years old																	
137304	Buckeye Festival Exc Award (06/30/2024)	01/18/2019	Active	18	4	5	-1	-5.26%	17	3	2		7		M,VP,SC	0	\$270.00
101553	BULLHEAD CITY Exc Award (06/30/2018, 06/30/2024)	03/21/2008	Active	23	3	2	1	4.55%	21	17	6		3	R	M,SC	0	\$1,100.00
8604	CAMELBACK MTN Exc Award (06/30/2023, 06/30/2024)	03/29/1955	Active	12	0	0	0	0.00%	10		2			N		5	\$60.00
8681	CAMP VERDE	03/06/1950	Active	5	2	0	2	66.67%	3		0		7		M,VP,SC	4	
42059	CHINO VALLEY	12/07/1982	Active	13	7	2	5	62.50%	17	13	3			N	SC	0	\$20.00
142867	Chino Valley Lioness Exc Award (06/30/2024)	09/15/2020	Active	21	5	3	2	10.53%	18	3	0			IP	M,SC	1	\$40.00
8683	COTTONWOOD Exc Award (06/30/2024)	03/01/1950	Active	24	5	0	5	26.32%	19		1		2	N	SC	0	\$300.00
8684	FLAGSTAFF	03/16/1945	Active	10	0	0	0	0.00%	10		9		2	R	M,SC	1	
47611	FLAGSTAFF SUNRISE	06/30/1987	Active	34	4	1	3	9.68%	32	21	1		5	N	M,SC	10	
137675	Fountain Hills Community	06/21/2019	Active	21	5	1	4	23.53%	17	1	0		3	R	M,SC	0	\$25.00



# Club Health Assessment for District 21 N through March 2025

			Status	Membership							Reports					Finance		LCIF
Club Number	Club Name	Charter Date		Current Member Count	YTD Members Added	YTD Members Dropped	YTD Net Growth	YTD Net Growth%	Member Count 12 Months Ago	Avg. length of service for dropped members	Months Since Last MMR ***	Yrs. Since Last Officer Report	President Rotation	Vice President Reported ****	Months Since Last Activity Report ***	Account Balance	Donations for current Fiscal Year	
			Number of times on status quo within last two years	If below 15 members appears				If net loss is greater than 20% appears			If no report in 3 months appears in	When more than one year appears in	Number of repeat terms		Notes the officers that do not have an active	If no report at 12 months appears in red		
8687	GRAND CANYON	04/20/1961	Cancelled(8*)	0	0	7	-7	-100.00%	7	13	6		None		P,S,T,M,VP SC M,SC	18	90+ Days	
8688	HOLBROOK	09/05/1929	Active	10	0	0	0	0.00%	10		11		12	R		3		
	Exc Award (06/30/2023)																	
8693	KINGMAN MOHAVE	08/01/1963	Active	30	2	0	2	7.14%	28		3		3	N	SC	1		\$100.00
	Exc Award (06/30/2019)																	
61973	LAKE HAVASU CITY DAYBREAKERS	05/24/1999	Active	14	0	3	-3	-17.65%	16	1	2		3	R	M,SC	0		
	Exc Award (06/30/2024)																	
38897	OVERGAARD PONDEROSA	09/25/1980	Active	24	2	0	2	9.09%	26		0			N	M,SC	0		\$900.00
	Exc Award (06/30/2017, 06/30/2024)																	
8698	PAYSON	05/09/1963	Active	29	11	1	10	52.63%	27	0	5		2	N	M,SC	1		\$2,000.00
	Exc Award (06/30/2018, 06/30/2023)																	
63561	PEORIA NORTHWEST VALLEY	09/11/2000	Active	15	4	1	3	25.00%	11	1	1				M,VP,SC	0		\$200.00
	Exc Award (06/30/2024)																	
33522	PEORIA PIONEER	03/24/1977	Active	25	2	4	-2	-7.41%	25	8	1			N		0		\$550.00
	Exc Award (06/30/2016, 06/30/2018, 06/30/2024)																	
40741	PEORIA SUNSET	01/15/1982	Active	23	0	5	-5	-17.86%	26	16	1			N		2		\$2,120.00
	Exc Award (06/30/2023, 06/30/2024)																	
8613	PHOENIX	04/19/1923	Active	21	3	3	0	0.00%	22	4	0		2	R	M,SC	0		\$1,340.00
124803	Phoenix Asian American	05/05/2015	Active	109	12	17	-5	-4.39%	98	3	1			N	M	1		\$2,250.00
	Exc Award (06/30/2017, 06/30/2019, 06/30/2024)																	
58055	PHOENIX BARANGAY	03/29/1996	Active	74	10	7	3	4.23%	72	2	1			N		2		\$23,039.97
	Exc Award (06/30/2023, 06/30/2024)																	
8612	PHOENIX BILTMORE	02/27/1964	Active	13	1	2	-1	-7.14%	14	10	0		7	R	M,SC	3		\$250.00
	Exc Award (06/30/2024)																	
8614	PHOENIX BREAKFAST	03/11/1959	Active	9	0	0	0	0.00%	9		8		9		M,VP,SC	4		
141242	Phoenix Jewel of The East	06/03/2020	Active	39	0	0	0	0.00%	47		4			R	SC	3		\$200.00
	Exc Award (06/30/2024)																	
144648	Phoenix Lions Without Borders	12/29/2020	Active	65	19	4	15	30.00%	52	4	0		2		VP,SC	0		\$1,202.00





# Club Health Assessment for District 21 N through March 2025

			Status	Membership							Reports					Finance		LCIF
Club Number	Club Name	Charter Date		Current Member Count	YTD Members Added	YTD Members Dropped	YTD Net Growth	YTD Net Growth%	Member Count 12 Months Ago	Avg. length of service for dropped members	Months Since Last MMR ***	Yrs. Since Last Officer Report	President Rotation	Vice President Reported ****	Months Since Last Activity Report ***	Account Balance	Donations for current Fiscal Year	
			Number of times on status quo within last two years	If below 15 members appears					If net loss is greater than 20% appears			If no report in 3 months appears in	When more than one year appears in	Number of repeat terms	Notes the officers that do not have an active	If no report at 12 months appears in red		
Exc Award (06/30/2022, 06/30/2024)																		
29998	PHOENIX METRO	12/10/1974	Active	10	0	2	-2	-16.67%	12	22	3				VP,SC	0	90+ Days	
Exc Award (06/30/2023)																		
8618	PHOENIX MIDTOWN	06/18/1968	Active	7	0	0	0	0.00%	7		8		7	R	M,VP,SC	4		
149756	Phoenix One World Global Artists	02/21/2022	Active(1)	25	4	7	-3	-10.71%	25	2	2			R	M,SC	0		\$80.00
Exc Award (06/30/2024)																		
38035	PHOENIX PARADISE VILLAGE	02/11/1980	Active	8	1	2	-1	-11.11%	9	43	2			R	M,SC	2		
44956	PHOENIX PHIL AM	05/15/1985	Active	94	7	7	0	0.00%	92	7	3			N		2		\$7,030.00
Exc Award (06/30/2016, 06/30/2017, 06/30/20)																		
141186	Phoenix Rainbow	06/04/2020	Active(1)	85	37	2	35	70.00%	37	4	0			N		1		\$630.00
144461	Phoenix Unity Family	12/26/2020	Active	5	1	12	-11	-68.75%	16	4	0				S,T,M,VP	0		
Exc Award (06/30/2024)																		
8625	PHOENIX VALLEY OF SUN	06/02/1960	Active	15	0	3	-3	-16.67%	18	34	0			IP	M,SC	0		\$45.00
Exc Award (06/30/2017, 06/30/2019, 06/30/20)																		
8699	PINETOP	05/05/1960	Active	13	0	2	-2	-13.33%	15	35	5		6	R	M,SC	5		\$180.00
8700	PRESCOTT NOON	06/01/1949	Active	82	4	9	-5	-5.75%	79	14	2			N	SC	0		\$13,800.00
Exc Award (06/30/2018, 06/30/2024)																		
8701	PRESCOTT SUNRISE	02/09/1961	Active	52	5	3	2	4.00%	45	11	0			N	SC	0		\$8,460.00
Exc Award (06/30/2023, 06/30/2024)																		
44421	PRESCOTT VALLEY EARLY BIRD	12/31/1984	Active	38	2	1	1	2.70%	42	0	1			N	M,SC	3		
8704	SALOME	04/04/1940	Active	15	4	0	4	36.36%	11		2				M,VP,SC	5		
111501	SCOTTSDALE McCORMICK RANCH	06/24/2011	Active(1)	6	0	0	0	0.00%	6		14		2	R	M,SC	4	90+ Days	\$20.00
42767	SCOTTSDALE PINNACLE PEAK	06/30/1983	Active	23	5	0	5	27.78%	18		0		3	R	M,VP,SC	5		
Exc Award (06/30/2017)																		
52970	SCOTTSDALE PRIDE OF SCOTTSDALE	04/24/1992	Active	20	3	0	3	17.65%	17		1		2	N	SC	0		\$20.00
Exc Award (06/30/2017, 06/30/2024)																		



## Club Health Assessment for District 21 N through March 2025

Club Number	Club Name	Charter Date	Status	Membership							Reports					Finance	LCIF
				Current Member Count	YTD Members Added	YTD Members Dropped	YTD Net Growth	YTD Net Growth%	Member Count 12 Months Ago	Avg. length of service for dropped members	Months Since Last MMR ***	Yrs. Since Last Officer Report	President Rotation	Vice President Reported ****	Months Since Last Activity Report ***	Account Balance	Donations for current Fiscal Year
			Number of times on status quo within last two years	If below 15 members appears				If net loss is greater than 20% appears			If no report in 3 months appears	When more than one year appears in	Number of repeat terms	Notes the officers that do not have an active	If no report at 12 months appears in red		
8695	SEDONA OAK CREEK CANYON Exc Award (06/30/2023, 06/30/2024)	02/20/1953	Active	26	3	1	2	8.33%	26	1	1		2	N	M,SC	0	
44519	SHOW LOW Exc Award (06/30/2017, 06/30/2024)	01/28/1985	Active	8	1	0	1	14.29%	5		0		4	N	SC	0	\$20.00
29360	SUN CITY EARLY BIRDS Exc Award (06/30/2019)	04/23/1974	Active	21	0	1	-1	-4.55%	22	7	0			N		0	
8630	SUN CITY HOST Exc Award (06/30/2018, 06/30/2019, 06/30/2020)	08/18/1960	Active	34	7	0	7	25.93%	27		1		2	R	SC	0	\$5,400.00
8632	SUN CITY MID WEEK BELL	06/12/1972	Active	18	1	1	0	0.00%	20	8	7		2	R	M,SC	1	\$220.00
39683	SUN CITY WEST SUNRISE	04/09/1981	Active	15	1	3	-2	-11.76%	17	15	2		3	N	M	2	
63551	SURPRISE	09/11/2000	Active	14	3	1	2	16.67%	12	33	0		2	N	M,SC	2	\$1,400.00
57704	SURPRISE SUN VILLAGE	12/19/1995	Active	24	3	0	3	14.29%	30		0		2	N	SC	0	\$70.00
8710	WICKENBURG	04/21/1955	Active	13	0	4	-4	-23.53%	19	7	3		2		S,VP	6	
8711	WILLIAMS Exc Award (06/30/2018, 06/30/2019, 06/30/2020)	03/12/1945	Active	32	3	1	2	6.67%	28	1	0		3	R		0	\$2,020.00

Clubs Cancelled Previous Fiscal Year – Clubs Cancelled within last 12 months may be reinstated

Club Number	Club Name	Charter Date	Current Status*	Cancellation Date
43219	PRESCOTT EVENING	12/13/1983	Cancelled(6*)	06/29/2024

Current Total Clubs Count	YTD New Clubs Count	YTD Cancelled Clubs Count	YTD Net Club Gain	Current Total Members Count	YTD Add	YTD Drop	YTD Net Growth	YTD Net Growth %	Member Count 12 Months Ago	Average Member Count Per Club	% of Clubs with less than 20 members	% No MMR in 3 Months	% No Officer Report in 12 Months	% of Clubs with balance 90+ days	Number of Clubs in Status Quo	% Status Quo Clubs in Financial Suspension	Number of Cancelled Clubs	Average Cancelled Club Age	Members Lost Due to Cancellation	% of Clubs Cancelled for Non-Financial Reasons
59	1	1	0	1,545	222	136	86	5.89%	1,390	26	42%	32%	0%	5%	0	0%	1	104	7	0%

\* - P - Priority Club. Cancellation Reasons: 1-Objectives/conduct, 2-Non-active club, 5-Non-existing club, 6-Disbanding, 7-Merger, 8-Financial Suspension, 9-District/Multiple District Dues.

\*\* - Abbreviation: P-President, S-Secretary, T-Treasurer, M-Member Chairperson, VP-First Vice President, MC-Communications Chairperson, SC-Service Chairperson

\*\*\* - Abbreviation: N/R - Never reported using the Lions Clubs website, N/A - Not applicable, No password registered for the Lions Clubs website.

\*\*\*\* - Abbreviation: N - New, IP - Immediate Past, R - Repeat.



# Club Health Assessment for District 21 S through March 2025

			Status	Membership							Reports					Finance		LCIF
Club Number	Club Name	Charter Date		Current Member Count	YTD Members Added	YTD Members Dropped	YTD Net Growth	YTD Net Growth%	Member Count 12 Months Ago	Avg. length of service for dropped members	Months Since Last MMR ***	Yrs. Since Last Officer Report	President Rotation	Vice President Reported ****	Months Since Last Activity Report ***	Account Balance	Donations for current Fiscal Year	
			Number of times on status quo within last two years	If below 15 members appears				If net loss is greater than 20% appears			If no report in 3 months appears in	When more than one year appears in	Number of repeat terms	Notes the officers that do not have an active	If no report at 12 months appears in red			
Clubs less than two years old																		
157333	Eastern Arizona College	05/17/2024	Active	21	0	2	-2	-8.70%	0	3	10		None	P,S,T,M,VP SC	N/A	90+ Days		
181366	Maricopa Alliance of Assisted Living	03/13/2025	Newly Chartered	21	21	0	21	100.00%	0		0			M,VP,SC	N/R			
153914	UA Lions	04/19/2023	Active	21	0	1	-1	-4.55%	22	1	7		3	T,M,VP,SC	18	90+ Days		
Clubs more than two years old																		
8601	AJO	03/12/1962	Active	2	0	4	-4	-66.67%	7	18	6		4	M,VP,SC	24+			
8638	BENSON	11/08/1950	Cancelled(8*)	0	0	1	-1	-100.00%	1	6	8		None	P,S,T,M,VP SC	20	90+ Days		
8603	BUCKEYE	09/30/1947	Active	24	1	3	-2	-7.69%	26	20	3		4	N M	14		\$680.00	
Exc Award (06/30/2018, 06/30/2019)																		
61904	CATALINA ORO VALLEY	05/11/1999	Active	33	1	0	1	3.13%	30		0			N	0		\$180.00	
Exc Award (06/30/2023)																		
8643	CHANDLER	02/22/1939	Active	42	5	5	0	0.00%	42	10	0			VP,SC	1		\$1,000.00	
56694	CHANDLER SUN BIRD	03/23/1995	Active	57	12	4	8	16.33%	42	1	0		2	N	0		\$7,100.00	
Exc Award (06/30/2016, 06/30/2023)																		
8644	COCHISE STRONGHOLD	12/06/1965	Active	27	4	2	2	8.00%	35	15	3			N	0		\$21,000.00	
Exc Award (06/30/2018)																		
8645	COOLIDGE	02/28/1929	Active(1)	14	0	0	0	0.00%	0		8			T,M,VP,SC	24+	90+ Days		
8647	DOUGLAS	04/22/1929	Active	23	6	0	6	35.29%	17		2			N M,SC	24+			
8649	ELOY	01/27/1945	Active	7	0	0	0	0.00%	7		8		4	M,VP,SC	24+			
8650	FLORENCE	03/28/1929	Active	11	0	0	0	0.00%	11		8			N	9		\$48.85	
8606	GILA BEND	01/07/1965	Active	6	0	0	0	0.00%	6		8		4	S,T,M,VP,SC	24+	90+ Days		
8652	GILBERT	10/14/1969	Active	16	1	1	0	0.00%	16	14	0			VP,SC	0		\$770.00	
Exc Award (06/30/2016, 06/30/2023)																		
8653	GLOBE	04/27/1943	Active	15	0	1	-1	-6.25%	16	45	2		2	N	1		\$2,527.75	
Exc Award (06/30/2018, 06/30/2022)																		
61905	GOLD CANYON	05/17/1999	Active	21	1	3	-2	-8.70%	23	18	2			N	12		\$1,120.00	




# Club Health Assessment for District 21 S through March 2025

			Status	Membership							Reports					Finance		LCIF
Club Number	Club Name	Charter Date		Current Member Count	YTD Members Added	YTD Members Dropped	YTD Net Growth	YTD Net Growth%	Member Count 12 Months Ago	Avg. length of service for dropped members	Months Since Last MMR ***	Yrs. Since Last Officer Report	President Rotation	Vice President Reported ****	Months Since Last Activity Report ***	Account Balance	Donations for current Fiscal Year	
			Number of times on status quo within last two years	If below 15 members appears				If net loss is greater than 20% appears			If no report in 3 months appears in	When more than one year appears in	Number of repeat terms	Notes the officers that do not have an active	If no report at 12 months appears in red			
8609	GOODYEAR	05/14/1945	Active	2	1	0	1	100.00%	1		4		5	M,VP,SC	24+	90+ Days		
38433	GREEN VALLEY SAHUARITA	05/15/1980	Active	19	0	2	-2	-9.52%	20	3	3			VP,SC	4			
50497	GUADALUPE	05/04/1990	Cancelled(8*)	0	0	6	-6	-100.00%	6	18	3		None	P,S,T,M,VP SC	24+			
8655	HUACHUCA CITY	04/30/1963	Active	13	0	0	0	0.00%	13		9		5	R	SC		9	
29841	LAVEEN	10/21/1974	Active	31	0	0	0	0.00%	31		8		6		S,T,M,VP,SC	24+	90+ Days	\$50.00
Exc Award (06/30/2018)																		
119411	MARANA HOST	05/22/2013	Active	17	2	0	2	13.33%	15		0			R	M,SC	0	\$550.00	
124245	Maricopa	03/04/2015	Active	29	5	4	1	3.57%	28	5	0		2	N	SC	1	\$1,981.00	
Exc Award (06/30/2023, 06/30/2024)																		
106858	MESA FOUNTAIN OF THE SUN	11/11/2009	Active	49	14	4	10	25.64%	40	14	0			N		0	\$2,350.00	
Exc Award (06/30/2017, 06/30/2024)																		
38140	MESA LEISURE WORLD	03/31/1980	Active	63	4	6	-2	-3.08%	66	10	2				VP	1	\$500.00	
Exc Award (06/30/2019, 06/30/2021, 06/30/2022)																		
122542	Mesa Sunland Springs Village	06/18/2014	Active	25	2	0	2	8.70%	23		1		6	R	VP,SC	0	\$4,300.00	
Exc Award (06/30/2016, 06/30/2022, 06/30/2023)																		
8658	MESA THUNDERBIRD	05/15/1963	Active	30	6	3	3	11.11%	26	2	0		2	R	SC	0	\$650.00	
Exc Award (06/30/2017, 06/30/2018, 06/30/2019)																		
8659	MIAMI	03/19/1928	Active	8	0	0	0	0.00%	8		4		6		T,M,VP,SC	24+		
8660	MORENCI	10/17/1947	Active	19	5	0	5	35.71%	11		5		6	R	M,SC	22		
8661	NOGALES	04/23/1945	Active	32	2	3	-1	-3.03%	33	3	4			N	M,SC	1	\$500.00	
8664	SAFFORD	10/10/1950	Active	79	15	9	6	8.22%	72	5	0			N		1	\$4,890.00	
8666	SAN PEDRO VALLEY	11/04/1947	Active	10	8	6	2	25.00%	18	1	0				M,VP,SC	24+		
104237	SAN TAN	12/29/2008	Active	7	1	1	0	0.00%	7	2	3			N		0		
8651	SIERRA VISTA	10/18/1955	Active	16	0	0	0	0.00%	19		1		2	R	M,SC	5	\$300.00	
29403	SIERRA VISTA LA SALIDA DEL SOL	05/10/1974	Cancelled(6*)	0	0	11	-11	-100.00%	13	20	3		None	P,S,T,M,VP SC	24+		\$1,100.00	
8668	SOUTH TUCSON	09/23/1947	Active	49	20	7	13	36.11%	38	17	0			N		0		



## Club Health Assessment for District 21 S through March 2025

			Status	Membership							Reports					Finance	LCIF	
Club Number	Club Name	Charter Date		Current Member Count	YTD Members Added	YTD Members Dropped	YTD Net Growth	YTD Net Growth%	Member Count 12 Months Ago	Avg. length of service for dropped members	Months Since Last MMR ***	Yrs. Since Last Officer Report	President Rotation	Vice President Reported ****	Months Since Last Activity Report ***	Account Balance	Donations for current Fiscal Year	
			Number of times on status quo within last two years	If below 15 members appears				If net loss is greater than 20% appears			If no report in 3 months appears in	When more than one year appears in	Number of repeat terms	Notes the officers that do not have an active	If no report at 12 months appears in red			
44625	SUN LAKES	02/18/1985	Active	28	7	5	2	7.69%	27	1	0		3	R	SC	5		\$13,618.41
	Exc Award (06/30/2023)																	
115729	SUN LAKES BREAKFAST	12/19/2011	Active	30	4	1	3	11.11%	30	11	0			N	SC	1		\$3,250.00
	Exc Award (06/30/2016)																	
97626	TANQUE VERDE VALLEY	08/16/2006	Active	9	0	5	-5	-35.71%	14	6	1		2		M,VP	1	90+ Days	
8671	TEMPE	05/02/1929	Active	4	0	0	0	0.00%	4		12	1	None		P,S,T,M,VP SC	20	90+ Days	
8672	TOMBSTONE	04/09/1954	Active	16	0	0	0	0.00%	17		8		4	N	M,SC	24+		
8674	TUCSON BREAKFAST	04/03/1957	Active	54	9	7	2	3.85%	52	1	1		2		VP,SC	0		\$457.00
	Exc Award (06/30/2016, 06/30/2024)																	
145171	Tucson Cyber	02/24/2021	Active	1	2	27	-25	-96.15%	36	6	0		None		P,M,VP,SC	8		
	Exc Award (06/30/2022)																	
8673	TUCSON DOWNTOWN	04/26/1923	Active	23	1	1	0	0.00%	24	2	2			N		7		
8663	TUCSON RINCON	04/02/1953	Active	33	1	1	0	0.00%	32	43	0		6		VP,SC	7		\$345.00
8677	TUCSON WILMOT	11/20/1957	Active(1)	3	0	0	0	0.00%	2		8		4		T,M,VP,SC	16		

Clubs Cancelled Previous Fiscal Year – Clubs Cancelled within last 12 months may be reinstated

Club Number	Club Name	Charter Date	Current Status*	Cancellation Date
82662	SAN LUIS ARIZONA	06/17/2004	Cancelled(8*)	12/29/2023
54225	YUMA QUARTERMASTER EVENING	03/15/1993	Cancelled(6*)	06/29/2024

Current Total Clubs Count	YTD New Clubs Count	YTD Cancelled Clubs Count	YTD Net Club Gain	Current Total Members Count	YTD Add	YTD Drop	YTD Net Growth	YTD Net Growth %	Member Count 12 Months Ago	Average Member Count Per Club	% of Clubs with less than 20 members	% No MMR in 3 Months	% No Officer Report in 12 Months	% of Clubs with balance 90+ days	Number of Clubs in Status Quo	% Status Quo Clubs in Financial Suspension	Number of Cancelled Clubs	Average Cancelled Club Age	Members Lost Due to Cancellation	% of Clubs Cancelled for Non-Financial Reasons
45	1	3	-2	1,060	161	136	25	2.42%	1,027	24	47%	44%	2%	16%	0	0%	3	70	18	0%



Club Health Assessment for District 21 S through March 2025

			Status	Membership							Reports					Finance	LCIF
Club Number	Club Name	Charter Date		Current Member Count	YTD Members Added	YTD Members Dropped	YTD Net Growth	YTD Net Growth%	Member Count 12 Months Ago	Avg. length of service for dropped members	Months Since Last MMR ***	Yrs. Since Last Officer Report	President Rotation	Vice President Reported ****	Months Since Last Activity Report ***	Account Balance	Donations for current Fiscal Year
			Number of times on status quo within last two years	If below 15 members appears				If net loss is greater than 20% appears			If no report in 3 months appears in	When more than one year appears in	Number of repeat terms	Notes the officers that do not have an active	If no report at 12 months appears in red		

\* - P - Priority Club. Cancellation Reasons: 1-Objectives/conduct, 2-Non-active club, 5-Non-existing club, 6-Disbanding, 7-Merger, 8-Financial Suspension, 9-District/Multiple District Dues.  
\*\* - Abbreviation: P-President, S-Secretary, T-Treasurer, M-Member Chairperson, VP-First Vice President, MC-Communications Chairperson, SC-Service Chairperson  
\*\*\* - Abbreviation: N/R - Never reported using the Lions Clubs website, N/A - Not applicable, No password registered for the Lions Clubs website.  
\*\*\*\* - Abbreviation: N - New, IP - Immediate Past, R - Repeat.



# Club Health Assessment for District 28 U through March 2025

			Status	Membership							Reports					Finance		LCIF
Club Number	Club Name	Charter Date		Current Member Count	YTD Members Added	YTD Members Dropped	YTD Net Growth	YTD Net Growth%	Member Count 12 Months Ago	Avg. length of service for dropped members	Months Since Last MMR ***	Yrs. Since Last Officer Report	President Rotation	Vice President Reported ****	Months Since Last Activity Report ***	Account Balance	Donations for current Fiscal Year	
			Number of times on status quo within last two years	If below 15 members appears					If net loss is greater than 20% appears			If no report in 3 months appears in	When more than one year appears in	Number of repeat terms	Notes the officers that do not have appears in an active	If no report at 12 months red		
Clubs less than two years old																		
172109	Weber State University	06/17/2024	Active	24	10	7	3	14.29%	0	0	2		2	M,VP,SC	0	90+ Days		
Clubs more than two years old																		
10778	BINGHAM CANYON	11/01/1938	Active(2)	23	23	38	-15	-39.47%	37	14	2		2	R M,SC	3			
10779	BLUFFDALE	05/27/1957	Active	28	2	0	2	7.69%	30		2		None	N P,M,SC	24+			
10741	BOUNTIFUL	10/10/1938	Active	46	3	1	2	4.55%	44	3	0			N M,SC	23		\$220.00	
10745	COALVILLE	04/05/1937	Active	13	0	0	0	0.00%	14		10		2	N SC	4			
10783	EAST MILL CREEK	12/02/1943	Active	10	1	3	-2	-16.67%	10	9	2		2	N M,SC	14			
10817	FLAMING GORGE	01/27/1958	Active	24	0	0	0	0.00%	24		1			N M	24+			
10788	HOLLADAY	02/11/1943	Active	6	0	0	0	0.00%	6		17		5	VP,SC	24+		\$500.00	
10750	HYDE PARK	12/07/1947	Active	11	0	0	0	0.00%	11		13			P,M,VP,SC	22			
10824	KAMAS VALLEY	04/06/1937	Active(1)	15	0	0	0	0.00%	15		8			N M,SC	24+		\$500.00	
10754	LOGAN	12/18/1934	Active	7	0	6	-6	-46.15%	13	21	1		2	T,M,VP,SC	24+	90+ Days		
10792	MAGNA	11/27/1925	Active	8	0	0	0	0.00%	8		17		9	M,VP,SC	24+	90+ Days	\$100.00	
10756	MORGAN	09/21/1929	Active	20	3	1	2	11.11%	19	4	7			N M,SC	24+			
105861	PARADISE	06/17/2009	Active(2)	14	0	0	0	0.00%	0		9		3	M,VP,SC	24+	90+ Days		
58473	PARK CITY	06/24/1996	Active	9	0	1	-1	-10.00%	10	11	4			M,VP,SC	0		\$50.00	
10762	PLAIN CITY	04/02/1948	Active	19	0	0	0	0.00%	19		0			P,M,VP,SC	11			
10765	RICHMOND	01/18/1929	Active	18	1	1	0	0.00%	17	1	1		None	P,M,VP,SC	10			
10768	RIVERDALE	05/23/1954	Active	22	1	1	0	0.00%	26	5	2			N	0		\$1,000.00	
Exc Award (06/30/2023)																		
10797	SALT LAKE CITY	06/07/1921	Active	4	0	0	0	0.00%	4		17		3	R M,SC	18			
56349	SALT LAKE CITY RED BUTTE	12/28/1994	Cancelled(6*)	0	0	16	-16	-100.00%	16	23	6		None	P,S,T,M,VP SC	24+			
10801	SALT LAKE CITY ROSE PARK	04/18/1950	Active	24	1	2	-1	-4.00%	27	4	1		None	R P,M,VP,SC	22		\$951.00	
10769	SMITHFIELD	12/15/1947	Active	16	2	2	0	0.00%	14	14	4			N M,SC	1		\$150.00	



## Club Health Assessment for District 28 U through March 2025

Club Number	Club Name	Charter Date	Status	Membership							Reports					Finance	LCIF
				Current Member Count	YTD Members Added	YTD Members Dropped	YTD Net Growth	YTD Net Growth%	Member Count 12 Months Ago	Avg. length of service for dropped members	Months Since Last MMR ***	Yrs. Since Last Officer Report	President Rotation	Vice President Reported ****	Months Since Last Activity Report ***	Account Balance	Donations for current Fiscal Year
			Number of times on status quo within last two years	If below 15 members appears				If net loss is greater than 20% appears			If no report in 3 months appears	When more than one year appears in	Number of repeat terms	Notes the officers that do not have an active	If no report at 12 months appears in red		
10807	SOUTH SALT LAKE	12/18/1944	Active	14	3	1	2	16.67%	12	51	1			N	VP,SC	0	\$1,700.00
10772	SYRACUSE	07/19/1951	Active(1)	20	3	3	0	0.00%	20	4	0		2	R	SC	0	\$6,953.52
10773	TREMONTON	01/09/1930	Active	20	2	1	1	5.26%	19	9	6		5	N	M,SC	N/R	
10774	WASHINGTON TERRACE	05/25/1959	Active	2	0	1	-1	-33.33%	3	16	8		9		M,VP,SC	22	

Clubs Cancelled Previous Fiscal Year – Clubs Cancelled within last 12 months may be reinstated

Club Number	Club Name	Charter Date	Current Status*	Cancellation Date
10766	RIVER HEIGHTS	03/15/1951	Cancelled(6*)	12/29/2023
10810	UNION	01/09/1945	Cancelled(8*)	12/29/2023

Current Total Clubs Count	YTD New Clubs Count	YTD Cancelled Clubs Count	YTD Net Club Gain	Current Total Members Count	YTD Add	YTD Drop	YTD Net Growth	YTD Net Growth %	Member Count 12 Months Ago	Average Member Count Per Club	% of Clubs with less than 20 members	% No MMR in 3 Months	% No Officer Report in 12 Months	% of Clubs with balance 90+ days	Number of Clubs in Status Quo	% Status Quo Clubs in Financial Suspension	Number of Cancelled Clubs	Average Cancelled Club Age	Members Lost Due to Cancellation	% of Clubs Cancelled for Non-Financial Reasons
25	0	1	-1	417	55	85	-30	-6.71%	418	17	60%	48%	0%	16%	0	0%	1	181	16	0%

\* - P - Priority Club. Cancellation Reasons: 1-Objectives/conduct, 2-Non-active club, 5-Non-existing club, 6-Disbanding, 7-Merger, 8-Financial Suspension, 9-District/Multiple District Dues.

\*\* - Abbreviation: P-President, S-Secretary, T-Treasurer, M-Member Chairperson, VP-First Vice President, MC-Communications Chairperson, SC-Service Chairperson

\*\*\* - Abbreviation: N/R - Never reported using the Lions Clubs website, N/A - Not applicable, No password registered for the Lions Clubs website.

\*\*\*\* - Abbreviation: N - New, IP - Immediate Past, R - Repeat.





# Club Health Assessment for District 28 T through March 2025

			Status	Membership							Reports					Finance	LCIF
Club Number	Club Name	Charter Date		Current Member Count	YTD Members Added	YTD Members Dropped	YTD Net Growth	YTD Net Growth%	Member Count 12 Months Ago	Avg. length of service for dropped members	Months Since Last MMR ***	Yrs. Since Last Officer Report	President Rotation	Vice President Reported ****	Months Since Last Activity Report ***	Account Balance	Donations for current Fiscal Year
			Number of times on status quo within last two years	If below 15 members appears					If net loss is greater than 20% appears		If no report in 3 months appears in	When more than one year appears in	Number of repeat terms	Notes the officers that do not have an active	If no report at 12 months red		
Clubs more than two years old																	
10846	BRYCE	03/22/1962	Active	19	0	0	0	0.00%	19		8		3	T,M,VP,SC	24+	90+ Days	
10847	CEDAR CITY	12/22/1930	Active	57	7	6	1	1.79%	56	10	0		2	N SC	14		\$1,000.00
10818	DUCHESNE	01/18/1939	Active	9	0	0	0	0.00%	9		8		10	T,M,VP,SC	24+		
10850	EPHRAIM	09/15/1924	Active	17	0	0	0	0.00%	17		9		3	M,VP,SC	24+		
10851	ESCALANTE	07/12/1962	Active	16	0	0	0	0.00%	16		8		10	S,T,M,VP,SC	24+	90+ Days	
38587	FOUNTAIN GREEN	06/29/1980	Active	10	0	0	0	0.00%	11		9		10	M,VP,SC	24+		\$200.00
38288	GLENDALE LONG VALLEY	04/28/1980	Cancelled(8*)	0	0	34	-34	-100.00%	34	15	3	1	None	P,S,T,M,VP SC	N/R	90+ Days	
10855	GUNNISON VALLEY L C	02/26/1924	Active	37	0	0	0	0.00%	37		9		2	R P,S,T,M,SC	24+		
10856	HINCKLEY	02/26/1951	Active	10	0	0	0	0.00%	10		9		8	P,S,M,VP,SC	24+		
10857	HURRICANE	04/16/1941	Active	10	1	0	1	11.11%	7		4		3	R M,SC	24+		\$500.00
55367	MAYFIELD	03/03/1994	Active	19	2	4	-2	-9.52%	21	4	2			N M,SC	20		\$1,000.00
10861	MILFORD	04/29/1924	Active	15	0	0	0	0.00%	15		9		13	S,M,VP,SC	N/R		
10828	MOAB	07/31/1930	Active	2	0	0	0	0.00%	2		28	2	None	P,S,T,M,VP SC	24+	90+ Days	
10863	MONROE	05/05/1927	Active(2)	13	13	17	-4	-23.53%	17	13	0		3	M,VP,SC	N/R		
10830	MONTICELLO	12/20/1945	Active(1)	18	2	1	1	5.88%	17	9	5		2	R M,SC	0		\$100.00
10866	NEPHI	03/10/1948	Active	25	0	0	0	0.00%	25		18		None	P,M,VP,SC	24+		\$2,000.00
10867	PANGUITCH	12/24/1929	Active	13	0	5	-5	-27.78%	18	2	0			M,VP,SC	8		
10868	PAROWAN	02/22/1962	Active	11	0	0	0	0.00%	11		10		9	R M,VP,SC	N/R		
10869	PAYSON	01/08/1924	Active	21	0	1	-1	-4.55%	22	9	7			N SC	18		\$100.00
10834	PLEASANT GROVE	10/24/1938	Active	4	0	0	0	0.00%	4		10		4	S,M,VP,SC	9		
10870	RICHFIELD	11/22/1928	Active	27	0	6	-6	-18.18%	33	11	3			N M,SC	0		
10872	SALINA	03/20/1924	Active	11	2	1	1	10.00%	9	13	2		2	R SC	N/R	90+ Days	\$825.00
10871	ST GEORGE	11/05/1934	Active	63	0	2	-2	-3.08%	65	26	8			N P,M,VP,SC	24+		
10874	WASHINGTON	05/14/1969	Active	24	8	0	8	50.00%	16		1		4	R SC	24+		



# Club Health Assessment for District 28 T through March 2025

			Status		Membership							Reports					Finance		LCIF	
Club Number	Club Name	Charter Date			Current Member Count	YTD Members Added	YTD Members Dropped	YTD Net Growth	YTD Net Growth%	Member Count 12 Months Ago	Avg. length of service for dropped members	Months Since Last MMR ***	Yrs. Since Last Officer Report	President Rotation	Vice President Reported ****	Months Since Last Activity Report ***	Account Balance	Donations for current Fiscal Year		
			Number of times on status quo within last two years		If below 15 members appears				If net loss is greater than 20% appears			If no report in 3 months appears in	When more than one year appears in	Number of repeat terms		Notes the officers that do not have an active	If no report at 12 months appears in red			
10876	ZION CANYON	05/20/1950	Active		17	0	0	0	0.00%	24		9		10	S,M,VP,SC	24+				
Current Total Clubs Count	YTD New Clubs Count	YTD Cancelled Clubs Count	YTD Net Club Gain	Current Total Members Count	YTD Add	YTD Drop	YTD Net Growth	YTD Net Growth %	Member Count 12 Months Ago	Average Member Count Per Club	% of Clubs with less than 20 members	% No MMR in 3 Months	% No Officer Report in 12 Months	% of Clubs with balance 90+ days	Number of Clubs in Status Quo	% Status Quo Clubs in Financial Suspension	Number of Cancelled Clubs	Average Cancelled Club Age	Members Lost Due to Cancellation	% of Clubs Cancelled for Non-Financial Reasons
24	0	1	-1	468	35	77	-42	-8.24%	515	20	71%	75%	4%	17%	0	0%	1	45	34	0%

\* - P - Priority Club. Cancellation Reasons: 1-Objectives/conduct, 2-Non-active club, 5-Non-existing club, 6-Disbanding, 7-Merger, 8-Financial Suspension, 9-District/Multiple District Dues.

\*\* - Abbreviation: P-President, S-Secretary, T-Treasurer, M-Member Chairperson, VP-First Vice President, MC-Communications Chairperson, SC-Service Chairperson

\*\*\* - Abbreviation: N/R - Never reported using the Lions Clubs website, N/A - Not applicable, No password registered for the Lions Clubs website.

\*\*\*\* - Abbreviation: N - New, IP - Immediate Past, R - Repeat.



# Club Health Assessment for District 38 L through March 2025

			Status	Membership							Reports					Finance		LCIF
Club Number	Club Name	Charter Date		Current Member Count	YTD Members Added	YTD Members Dropped	YTD Net Growth	YTD Net Growth%	Member Count 12 Months Ago	Avg. length of service for dropped members	Months Since Last MMR ***	Yrs. Since Last Officer Report	President Rotation	Vice President Reported ****	Months Since Last Activity Report ***	Account Balance	Donations for current Fiscal Year	
			Number of times on status quo within last two years	If below 15 members appears				If net loss is greater than 20% appears			If no report in 3 months appears in	When more than one year appears in	Number of repeat terms	Notes the officers that do not have an active	If no report at 12 months appears in red			
Clubs more than two years old																		
13239	ALLIANCE	04/26/1961	Active	16	0	1	-1	-5.88%	15	21	8		3	M,VP,SC	24+	90+ Days	\$2,000.00	
13346	BEAVER CITY	04/18/1968	Active	26	0	0	0	0.00%	25		11		2	R M,VP,SC	24+			
31255	BENKELMAN	10/20/1975	Active	17	0	0	0	0.00%	17		36		3	R M,VP,SC	24+			
13242	BRADY	09/15/1953	Active	4	0	0	0	0.00%	4		24		10	M,VP,SC	24+			
13243	BRIDGEPORT	09/22/1922	Active	21	0	0	0	0.00%	21		9		8	R S,M,VP,SC	24+			
13244	BRULE	03/01/1950	Active	15	1	1	0	0.00%	17	7	1			N M,SC	24+		\$1,000.00	
13245	BUSHNELL	04/25/1946	Active	14	0	0	0	0.00%	14		13		2	R P,M,VP,SC	N/R			
13348	CAMBRIDGE	06/14/1948	Active	39	0	0	0	0.00%	39		7		2	VP,SC	7		\$10.00	
Exc Award (06/30/2022)																		
13246	CHADRON	10/24/1950	Active	25	1	0	1	4.17%	27		0			N M,SC	11	\$1,096.00		
13247	CHAPPELL	01/19/1956	Active	6	0	2	-2	-25.00%	8	3	0		7	M,VP,SC	24+			
13353	ELWOOD	04/14/1964	Active	38	0	0	0	0.00%	38		4			M,VP,SC	24+	\$180.00		
13354	EUSTIS	06/12/1951	Active	66	2	2	0	0.00%	66	4	0			VP,SC	15			
13355	FARNAM	04/25/1941	Active	19	0	0	0	0.00%	19		14		3	N T,M,SC	24+			
13252	GORDON	09/27/1972	Active	27	0	3	-3	-10.00%	30	11	0			M,VP,SC	0	\$1,000.00		
13360	GOTHENBURG	08/21/1942	Active	12	0	1	-1	-7.69%	13	2	2		2	R M,VP,SC	24+			
13362	GRANT	01/14/1947	Active	21	0	2	-2	-8.70%	22	6	0			N M	8	\$60.00		
Exc Award (06/30/2018)																		
13253	GURLEY	06/02/1960	Active	19	0	1	-1	-5.00%	20	6	7			N M,SC	24+	90+ Days		
13257	HERSHEY	10/16/1963	Active	15	0	0	0	0.00%	17		9		8	R S,T,M,SC	24+			
108397	HITCHCOCK COUNTY	05/19/2010	Active(1)	17	1	0	1	6.25%	16		0			N SC	2			
13369	HOLBROOK	12/16/1970	Active	33	5	2	3	10.00%	30	13	0		4	M,VP,SC	24+			
77826	HYANNIS	11/20/2003	Active	11	0	4	-4	-26.67%	14	8	1			N M,SC	7			
13373	IMPERIAL	11/03/1931	Active	19	1	4	-3	-13.64%	22	9	1		4	T,M,VP,SC	0			



# Club Health Assessment for District 38 L through March 2025

			Status		Membership						Reports					Finance		LCIF		
Club Number	Club Name	Charter Date		Current Member Count	YTD Members Added	YTD Members Dropped	YTD Net Growth	YTD Net Growth%	Member Count 12 Months Ago	Avg. length of service for dropped members	Months Since Last MMR ***	Yrs. Since Last Officer Report	President Rotation	Vice President Reported ****	Months Since Last Activity Report ***	Account Balance	Donations for current Fiscal Year			
			Number of times on status quo within last two years	If below 15 members appears	If net loss is greater than 20% appears						If no report in 3 months appears in	When more than one year appears in	Number of repeat terms	Notes the officers that do not have appears in an active red	If no report at 12 months appears in red					
13258	KIMBALL	09/03/1920	Active	6	0	0	0	0.00%	6		20		10	M,VP,SC	24+	90+ Days	\$2,000.00			
13378	LEXINGTON	02/13/1950	Active	33	2	1	1	3.13%	33	22	0			N	SC			1		
Exc Award (06/30/2018)																				
13260	LODGEPOLE	09/28/1953	Active	8	1	1	0	0.00%	8	3	5				P,M,VP,SC			23		
13381	MAYWOOD	01/07/1948	Active	12	0	0	0	0.00%	12		13		8	R	M,VP,SC			13		
13382	MC COOK	05/25/1948	Active(1)	7	0	0	0	0.00%	7		1				M,VP,SC			N/R		
126613	Mullen	01/28/2016	Active	7	0	0	0	0.00%	7		11		8	R	M,SC			24+		
13265	OGALLALA	09/30/1936	Active	11	0	0	0	0.00%	9		11		13		T,M,VP,SC			24+		
13266	OSHKOSH	09/30/1953	Active	14	0	1	-1	-6.67%	15	10	8		8	R	M,SC			12		
13267	PAXTON	03/24/1941	Active	11	0	0	0	0.00%	11		11		3	N	VP			24+		
13268	POTTER	03/15/1945	Active	25	1	2	-1	-3.85%	26	1	6		14	R	M,SC			N/R		
13269	SCOTTSBLUFF-GERING	03/15/1921	Active	24	0	1	-1	-4.00%	25	1	2			N	M,SC			24+		
13271	SUTHERLAND	11/29/1950	Active	11	1	0	1	10.00%	10		1		2	R	S,T,SC			2		
13394	VENANGO	01/22/1948	Active	19	0	0	0	0.00%	19		7		2	R	M,SC			0		
62207	WALLACE	06/28/1999	Active	29	2	1	1	3.57%	30	26	0		3		M,VP,SC			5		
Exc Award (06/30/2018)																90+ Days				
61975	WAUNETA-PALISADE FRENCHMAN VAL	05/25/1999	Active	11	0	0	0	0.00%	13		8			M,VP,SC	24+					
Current Total Clubs Count	YTD New Clubs Count	YTD Cancelled Clubs Count	YTD Net Club Gain	Current Total Members Count	YTD Add	YTD Drop	YTD Net Growth	YTD Net Growth %	Member Count 12 Months Ago	Average Member Count Per Club	% of Clubs with less than 20 members	% No MMR in 3 Months	% No Officer Report in 12 Months	% of Clubs with balance 90+ days	Number of Clubs in Status Quo	% Status Quo Clubs in Financial Suspension	Number of Cancelled Clubs	Average Cancelled Club Age	Members Lost Due to Cancellation	% of Clubs Cancelled for Non-Financial Reasons
37	0	0	0	708	18	30	-12	-1.67%	725	19	65%	57%	0%	11%	0	0%	0	0	0	0%

\* - P - Priority Club. Cancellation Reasons: 1-Objectives/conduct, 2-Non-active club, 5-Non-existing club, 6-Disbanding, 7-Merger, 8-Financial Suspension, 9-District/Multiple District Dues.

\*\* - Abbreviation: P-President, S-Secretary, T-Treasurer, M-Member Chairperson, VP-First Vice President, MC-Communications Chairperson, SC-Service Chairperson

\*\*\* - Abbreviation: N/R - Never reported using the Lions Clubs website, N/A - Not applicable, No password registered for the Lions Clubs website.

\*\*\*\* - Abbreviation: N - New, IP - Immediate Past, R - Repeat.



# Club Health Assessment for District 38 I through March 2025

			Status	Membership							Reports					Finance		LCIF
Club Number	Club Name	Charter Date		Current Member Count	YTD Members Added	YTD Members Dropped	YTD Net Growth	YTD Net Growth%	Member Count 12 Months Ago	Avg. length of service for dropped members	Months Since Last MMR ***	Yrs. Since Last Officer Report	President Rotation	Vice President Reported ****	Months Since Last Activity Report ***	Account Balance	Donations for current Fiscal Year	
			Number of times on status quo within last two years	If below 15 members appears				If net loss is greater than 20% appears			If no report in 3 months appears in	When more than one year appears in	Number of repeat terms	Notes the officers that do not have an active	If no report at 12 months appears in red			
Clubs more than two years old																		
13272	AINSWORTH	10/16/1952	Active	36	0	1	-1	-2.70%	38	7	0			N	P,SC	4	\$1,000.00	
13342	AMHERST	05/10/1965	Active	18	4	0	4	28.57%	14		3			N	P,SC	12	\$15.00	
13273	ATKINSON	09/07/1967	Active	45	0	2	-2	-4.26%	50	18	4			N	M,SC	24+		
13274	BARTLETT	12/02/1965	Active	39	0	2	-2	-4.88%	41	20	1		2	R	P,SC	5	\$250.00	
Exc Award (06/30/2017)																		
108309	BERTRAND	05/12/2010	Active(1)	6	0	0	0	0.00%	11		9		8	R	P,M,VP,SC	12		
13278	BROKEN BOW	05/04/1954	Active	40	10	1	9	29.03%	31	2	2		3	R	M,VP,SC	0	\$834.00	
134320	Burwell Area	05/04/2018	Active	21	2	0	2	10.53%	19		0			N	VP,SC	3	\$120.00	
33269	CLAY CENTER	01/27/1977	Active	15	0	0	0	0.00%	15		10			R	VP,SC	0	\$580.00	
13407	EDGAR	09/11/1931	Active	28	0	1	-1	-3.45%	29	9	1			N	P,M,VP,SC	24+	\$200.00	
13352	ELM CREEK	10/18/1966	Active	13	0	2	-2	-13.33%	15	33	2		12	R	M	24+		
13361	GRAND ISLAND	04/01/1941	Active	7	0	2	-2	-22.22%	9	30	6		2		M,VP,SC	24+		
13415	HARVARD	03/22/1963	Active	17	0	2	-2	-10.53%	18	7	1		2		M,VP,SC	23		
13364	HASTINGS	08/11/1921	Active	4	0	0	0	0.00%	4		14		5		P,M,VP,SC	24+	\$500.00	
13365	HASTINGS EVENING	08/03/1966	Active	27	4	1	3	12.50%	27	4	0			N	SC	5	\$6,065.00	
13367	HEARTWELL	03/27/1972	Active	11	0	0	0	0.00%	11		10		14		M,VP,SC	15		
13368	HILDRETH	10/11/1948	Active	22	3	1	2	10.00%	20	63	0			N	SC	24+	\$3.00	
13370	HOLDREGE	10/21/1948	Active	23	0	0	0	0.00%	24		0			IP	M,SC	4	\$12.50	
13374	KEARNEY	02/12/1941	Active	18	0	0	0	0.00%	18		10		6		M,VP,SC	10	\$162.50	
13380	MACON	08/14/1973	Active	36	0	0	0	0.00%	36		22		3	R	M,VP,SC	24+		
13384	MINDEN	07/13/1948	Active	15	0	1	-1	-6.25%	15	20	0		3	R	M,SC	24+		
13300	NORTH LOUP	01/03/1946	Active	34	0	0	0	0.00%	34		17				P,M,VP,SC	24		
13302	ONEILL	01/31/1957	Active	25	0	2	-2	-7.41%	27	21	1				M,VP,SC	22		
13424	ONG	04/11/1972	Active	4	0	0	0	0.00%	4		13		8		T,M,VP,SC	24+		



## Club Health Assessment for District 38 I through March 2025

			Status	Membership							Reports					Finance		LCIF
Club Number	Club Name	Charter Date		Current Member Count	YTD Members Added	YTD Members Dropped	YTD Net Growth	YTD Net Growth%	Member Count 12 Months Ago	Avg. length of service for dropped members	Months Since Last MMR ***	Yrs. Since Last Officer Report	President Rotation	Vice President Reported ****	Months Since Last Activity Report ***	Account Balance	Donations for current Fiscal Year	
			Number of times on status quo within last two years	If below 15 members appears				If net loss is greater than 20% appears			If no report in 3 months appears in	When more than one year appears in	Number of repeat terms	Notes the officers that do not have an active	If no report at 12 months appears in red			
13385	ORLEANS	06/16/1967	Active	16	0	0	0	0.00%	16		11			IP	P,T,M,SC	21	\$220.00	
13387	PLEASANTON	10/13/1966	Active	13	0	2	-2	-13.33%	16	19	6			N	M,SC	3		
13388	RAVENNA	12/29/1948	Active	55	11	1	10	22.22%	49	19	0		7		T,M,VP,SC	0		
13389	RED CLOUD	01/21/1930	Active	34	2	1	1	3.03%	34	20	2		3	R	SC	3	\$50.00	
116837	SHELTON AREA	05/18/2012	Active	36	2	0	2	5.88%	35		1			N	M,SC	24+		
35687	SUTTON	05/26/1978	Active	16	2	1	1	6.67%	16	2	2		3	R	T,M,SC	24+		
13311	TAYLOR	03/07/1967	Active	20	1	0	1	5.26%	19		5		6	R	M,SC	6		
45775	VALENTINE	02/03/1986	Active	5	0	0	0	0.00%	5		17		2		M,VP,SC	13	90+ Days	
13395	WILCOX	05/18/1961	Active	34	0	0	0	0.00%	34		11			IP	M,SC	24+		

Clubs Cancelled Previous Fiscal Year – Clubs Cancelled within last 12 months may be reinstated

Club Number	Club Name	Charter Date	Current Status*	Cancellation Date
13282	CALLAWAY	11/14/1967	Cancelled(8*)	12/29/2023

Current Total Clubs Count	YTD New Clubs Count	YTD Cancelled Clubs Count	YTD Net Club Gain	Current Total Members Count	YTD Add	YTD Drop	YTD Net Growth	YTD Net Growth %	Member Count 12 Months Ago	Average Member Count Per Club	% of Clubs with less than 20 members	% No MMR in 3 Months	% No Officer Report in 12 Months	% of Clubs with balance 90+ days	Number of Clubs in Status Quo	% Status Quo Clubs in Financial Suspension	Number of Cancelled Clubs	Average Cancelled Club Age	Members Lost Due to Cancellation	% of Clubs Cancelled for Non-Financial Reasons
32	0	0	0	733	41	23	18	2.52%	734	23	47%	50%	0%	3%	0	0%	0	0	0	0%

\* - P - Priority Club. Cancellation Reasons: 1-Objectives/conduct, 2-Non-active club, 5-Non-existing club, 6-Disbanding, 7-Merger, 8-Financial Suspension, 9-District/Multiple District Dues.

\*\* - Abbreviation: P-President, S-Secretary, T-Treasurer, M-Member Chairperson, VP-First Vice President, MC-Communications Chairperson, SC-Service Chairperson

\*\*\* - Abbreviation: N/R - Never reported using the Lions Clubs website, N/A - Not applicable, No password registered for the Lions Clubs website.

\*\*\*\* - Abbreviation: N - New, IP - Immediate Past, R - Repeat.



# Club Health Assessment for District 38 O through March 2025

			Status	Membership						Reports					Finance		LCIF
Club Number	Club Name	Charter Date		Current Member Count	YTD Members Added	YTD Members Dropped	YTD Net Growth	YTD Net Growth%	Member Count 12 Months Ago	Avg. length of service for dropped members	Months Since Last MMR ***	Yrs. Since Last Officer Report	President Rotation	Vice President Reported ****	Months Since Last Activity Report ***	Account Balance	Donations for current Fiscal Year
			Number of times on status quo within last two years	If below 15 members appears				If net loss is greater than 20% appears			If no report in 3 months appears in	When more than one year appears in	Number of repeat terms	Notes the officers that do not have an active	If no report at 12 months appears in red		
Clubs less than two years old																	
180959	West Point	03/10/2025	Newly Chartered	25	25	0	25	100.00%	0		0			VP	0		
Clubs more than two years old																	
49475	ARLINGTON	05/05/1989	Active	17	1	0	1	6.25%	16		7		2	R	M,SC	12	\$250.00
13276	BATTLE CREEK	10/21/1947	Active	31	0	0	0	0.00%	32		2			N		0	\$410.00
Exc Award (06/30/2024)																	
13313	BENNINGTON	06/17/1966	Active(1)	32	0	0	0	0.00%	32		4		9	R	M,SC	1	90+ Days
13314	BLAIR	07/29/1941	Active	34	2	5	-3	-8.11%	35	7	2				P,M,VP,SC	2	
Exc Award (06/30/2023)																	
13284	COLUMBUS NOON	04/26/1921	Active	39	1	2	-1	-2.50%	44	22	2			N	SC	1	\$3,490.00
Exc Award (07/30/2017)																	
13317	ELKHORN	04/02/1965	Active(1)	11	0	0	0	0.00%	11		9		4	R	SC	24+	\$200.00
57381	FREMONT JOHN C	09/28/1995	Active	13	0	0	0	0.00%	14		9		3		M,VP,SC	5	\$553.17
13292	GENOA	09/21/1936	Active	11	0	2	-2	-15.38%	13	2	2			N	M,VP,SC	24+	
13321	LAUREL	05/26/1952	Active	10	0	0	0	0.00%	10		10		3		T,M,VP,SC	15	\$50.00
13295	MEADOW GROVE-TILDEN	04/01/1963	Active	15	0	0	0	0.00%	16		3				M,VP,SC	24+	
13298	NELIGH	02/04/1944	Active	6	0	1	-1	-14.29%	8	13	3		3		VP,SC	24+	
30720	NEWMAN GROVE	05/14/1975	Active	8	0	0	0	0.00%	9		9		15	R	VP,SC	2	
13299	NORFOLK	06/14/1921	Active	80	2	3	-1	-1.23%	81	17	7			R	SC	0	\$2,030.00
Exc Award (06/30/2023)																	
13326	OAKLAND	02/20/1952	Active	33	1	2	-1	-2.94%	35	6	0		10	R	M,SC	24+	
38963	OMAHA SUNRISE	10/27/1980	Active	12	0	0	0	0.00%	12		10		6		M,VP,SC	0	\$250.00
13329	OMAHA WESTSIDE	12/01/1969	Active	30	1	1	0	0.00%	30	42	0			N	SC	2	\$3,608.00
13305	PIERCE	08/19/1969	Active	41	1	1	0	0.00%	41	23	6			N	P,S,T,M,VP SC	3	
13332	SNYDER	10/22/1951	Active	3	0	1	-1	-25.00%	4	29	7		4		M,VP,SC	13	
13333	TEKAMAH	02/16/1922	Active	50	2	4	-2	-3.85%	52	19	1		2	R	M,SC	1	\$431.00



## Club Health Assessment for District 38 O through March 2025

					Membership										Reports				Finance		LCIF
Club Number	Club Name	Charter Date	Status	Current Member Count	YTD Members Added	YTD Members Dropped	YTD Net Growth	YTD Net Growth%	Member Count 12 Months Ago	Avg. length of service for dropped members	Months Since Last MMR ***	Yrs. Since Last Officer Report	President Rotation	Vice President Reported ****	Months Since Last Activity Report ***	Account Balance	Donations for current Fiscal Year				
			Number of times on status quo within last two years	If below 15 members appears			If net loss is greater than 20% appears			If no report in 3 months appears in			When more than one year repeat appears in	Number of repeat terms	Notes the officers that do not have an active	If no report at 12 months appears in red					
Exc Award (06/30/2022)																					
13336	WAHOO	05/05/1922	Active	30	3	1	2	7.14%	28	10	0			N	T,VP,SC	2	90+ Days	\$100.00			
13337	WAKEFIELD	01/27/1933	Active	12	0	0	0	0.00%	12		14		7		S,T,M,VP,SC	24+					
13338	WAYNE	07/25/1961	Active	14	0	0	0	0.00%	14		11		2	R	M,SC	24+					
13340	WISNER	12/19/1951	Active	62	0	7	-7	-10.14%	69	25	4				P,T,M,VP,SC	24+					
37575	WOODCLIFF	10/25/1979	Active	88	6	3	3	3.53%	100	4	4			R	T,M,VP,SC	9					
Current Total Clubs Count	YTD New Clubs Count	YTD Cancelled Clubs Count	YTD Net Club Gain	Current Total Members Count	YTD Add	YTD Drop	YTD Net Growth	YTD Net Growth %	Member Count 12 Months Ago	Average Member Count Per Club	% of Clubs with less than 20 members	% No MMR in 3 Months	% No Officer Report in 12 Months	% of Clubs with balance 90+ days	Number of Clubs in Status Quo	% Status Quo Clubs in Financial Suspension	Number of Cancelled Clubs	Average Cancelled Club Age	Members Lost Due to Cancellation	% of Clubs Cancelled for Non-Financial Reasons	
25	1	0	1	707	45	33	12	1.73%	718	28	48%	64%	0%	8%	0	0%	0	0	0	0%	

\* - P - Priority Club. Cancellation Reasons: 1-Objectives/conduct, 2-Non-active club, 5-Non-existing club, 6-Disbanding, 7-Merger, 8-Financial Suspension, 9-District/Multiple District Dues.

\*\* - Abbreviation: P-President, S-Secretary, T-Treasurer, M-Member Chairperson, VP-First Vice President, MC-Communications Chairperson, SC-Service Chairperson

\*\*\* - Abbreviation: N/R - Never reported using the Lions Clubs website, N/A - Not applicable, No password registered for the Lions Clubs website.

\*\*\*\* - Abbreviation: N - New, IP - Immediate Past, R - Repeat.






# Club Health Assessment for District 38 N through March 2025

Club Number	Club Name	Charter Date	Status	Membership							Reports					Finance	LCIF
				Current Member Count	YTD Members Added	YTD Members Dropped	YTD Net Growth	YTD Net Growth%	Member Count 12 Months Ago	Avg. length of service for dropped members	Months Since Last MMR ***	Yrs. Since Last Officer Report	President Rotation	Vice President Reported ****	Months Since Last Activity Report ***	Account Balance	Donations for current Fiscal Year
			Number of times on status quo within last two years	If below 15 members appears				If net loss is greater than 20% appears			If no report in 3 months appears in	When more than one year appears in	Number of repeat terms	Notes the officers that do not have appears in an active	If no report at 12 months red		
<b>Clubs more than two years old</b>																	
13399	AURORA	08/15/1941	Active	10	0	1	-1	-9.09%	11	28	3			R	SC	0	
13400	BEATRICE	04/21/1942	Active	6	0	2	-2	-25.00%	10	2	2		None	N	P,M,SC	0	\$10.00
31701	BELLEVUE	02/13/1976	Active	19	0	1	-1	-5.00%	20	1	3		10	N	M,SC	1	
Exc Award (06/30/2023)																	
13401	BYRON	05/11/1964	Active	26	1	3	-2	-7.14%	28	50	4			N	T,M,SC	6	
13283	CLARKS	05/07/1942	Active	8	0	0	0	0.00%	8		18		2		P,M,VP,SC	12	90+ Days
47411	COOK	06/15/1987	Active	11	1	0	1	10.00%	12		6		11		M,VP,SC	24+	
13403	CRETE	08/21/1945	Active	9	0	2	-2	-18.18%	10	1	2		5	R	VP,SC	1	\$150.00
13404	DAVENPORT	01/24/1947	Active	18	0	1	-1	-5.26%	19	10	3		3	R	M,SC	3	\$200.00
44531	DESHLER	01/29/1985	Active	32	2	1	1	3.23%	30	3	5		2	N	P,M,SC	9	
13410	FALLS CITY	10/08/1934	Active	24	0	1	-1	-4.00%	24	1	2		2		VP,SC	19	
13411	GENEVA	08/23/1944	Active	34	0	0	0	0.00%	34		12			N	M	13	
13412	GILTNER	04/12/1967	Active	15	2	3	-1	-6.25%	16	24	1			N	VP,SC	0	
82708	GRETNA	06/22/2004	Active	10	0	0	0	0.00%	9		10		2	N		11	
13417	HEBRON	10/20/1939	Active	13	1	4	-3	-18.75%	16	4	0			N	M,SC	5	\$10.00
38046	HORDVILLE	02/14/1980	Active	12	1	0	1	9.09%	11		5			N	P,M,VP,SC	6	
13418	HUBBELL	05/27/1964	Active	29	0	0	0	0.00%	29		0			N	P,M,VP,SC	9	
13419	HUMBOLDT	10/26/1961	Active	20	3	1	2	11.11%	18	4	1		2	R	SC	0	\$980.00
107793	LINCOLN 21ST CENTURY	03/11/2010	Active	6	2	1	1	20.00%	6	6	0		2		M,VP	0	\$4,600.00
13421	LINCOLN BETHANY	05/19/1938	Active	16	0	2	-2	-11.11%	17	2	2				VP,SC	0	\$1,286.00
47975	LINCOLN STAR CITY	12/28/1987	Active	36	1	4	-3	-7.69%	37	19	1			N		5	\$4,559.70
Exc Award (06/30/2023)																	
13323	MILLARD	11/07/1946	Active	36	0	4	-4	-10.00%	40	16	0			N	SC	0	\$5,305.22
Exc Award (06/30/2024)																	
110686	MILLARD NOON	04/04/2011	Active	10	0	0	0	0.00%	10		13			N	P,SC	12	



## Club Health Assessment for District 38 N through March 2025

			Status		Membership						Reports					Finance		LCIF		
Club Number	Club Name	Charter Date			Current Member Count	YTD Members Added	YTD Members Dropped	YTD Net Growth	YTD Net Growth%	Member Count 12 Months Ago	Avg. length of service for dropped members	Months Since Last MMR ***	Yrs. Since Last Officer Report	President Rotation	Vice President Reported ****	Months Since Last Activity Report ***	Account Balance	Donations for current Fiscal Year		
			Number of times on status quo within last two years		If below 15 members appears				If net loss is greater than 20% appears			If no report in 3 months appears in	When more than one year appears in	Number of repeat terms		Notes the officers that do not have an active	If no report at 12 months appears in red			
13324	MURDOCK	08/18/1953	Active		12	0	0	0	0.00%	12		6		2	N	M,SC	2	\$70.00		
32360	PAPILLION	06/11/1976	Active		128	6	6	0	0.00%	128	11	0			N		1	\$13,150.00		
Exc Award (06/30/2017, 06/30/2024)																				
13330	PLATTSMOUTH	09/29/1952	Active		49	0	3	-3	-5.77%	52	8	0			N	SC	4	\$1,372.00		
75975	UTICA	06/30/2003	Active		19	0	3	-3	-13.64%	22	9	7			N	P,VP,SC	16			
13429	WILBER	11/19/1952	Active		18	0	1	-1	-5.26%	19	9	3			N	T,M,SC	0			
13430	YORK	06/28/1949	Active		21	2	2	0	0.00%	22	7	2		2	N	P,SC	0	\$1,685.00		
Exc Award (06/30/2022)																				
Current Total Clubs Count	YTD New Clubs Count	YTD Cancelled Clubs Count	YTD Net Club Gain	Current Total Members Count	YTD Add	YTD Drop	YTD Net Growth	YTD Net Growth %	Member Count 12 Months Ago	Average Member Count Per Club	% of Clubs with less than 20 members	% No MMR in 3 Months	% No Officer Report in 12 Months	% of Clubs with balance 90+ days	Number of Clubs in Status Quo	% Status Quo Clubs in Financial Suspension	Number of Cancelled Clubs	Average Cancelled Club Age	Members Lost Due to Cancellation	% of Clubs Cancelled for Non-Financial Reasons
28	0	0	0	647	22	46	-24	-3.58%	670	23	61%	50%	0%	4%	0	0%	0	0	0	0%

\* - P - Priority Club. Cancellation Reasons: 1-Objectives/conduct, 2-Non-active club, 5-Non-existing club, 6-Disbanding, 7-Merger, 8-Financial Suspension, 9-District/Multiple District Dues.

\*\* - Abbreviation: P-President, S-Secretary, T-Treasurer, M-Member Chairperson, VP-First Vice President, MC-Communications Chairperson, SC-Service Chairperson

\*\*\* - Abbreviation: N/R - Never reported using the Lions Clubs website, N/A - Not applicable, No password registered for the Lions Clubs website.

\*\*\*\* - Abbreviation: N - New, IP - Immediate Past, R - Repeat.



# Club Health Assessment for District 39 W through March 2025

			Status	Membership						Reports					Finance		LCIF
Club Number	Club Name	Charter Date		Current Member Count	YTD Members Added	YTD Members Dropped	YTD Net Growth	YTD Net Growth%	Member Count 12 Months Ago	Avg. length of service for dropped members	Months Since Last MMR ***	Yrs. Since Last Officer Report	President Rotation	Vice President Reported ****	Months Since Last Activity Report ***	Account Balance	Donations for current Fiscal Year
			Number of times on status quo within last two years	If below 15 members appears					If net loss is greater than 20% appears		If no report in 3 months appears in	When more than one year appears in	Number of repeat terms	Notes the officers that do not have an active	If no report at 12 months red		
Clubs less than two years old																	
179909	Valley Mountain	12/11/2024	Active	22	22	0	22	100.00%	0		0			T,M,VP,SC	N/R		
Clubs more than two years old																	
13471	ADRIAN	11/19/1948	Active	13	3	0	3	30.00%	10		1		2	VP,SC	8		
13432	BOISE BENCH	05/28/1951	Active	84	33	26	7	9.09%	80	10	0			T,M,VP	0		\$2,900.00
Exc Award (06/30/2022, 06/30/2023, 06/30/2024)																	
13434	BOISE BOISE VISTA	03/12/1959	Active	29	1	1	0	0.00%	28	19	1			N M	4		\$2,050.00
13437	BURLEY	12/03/1938	Active	33	3	3	0	0.00%	33	14	1		2	R M,VP,SC	20		
13438	CALDWELL	10/27/1930	Active	46	5	11	-6	-11.54%	52	3	0			N	1		\$2,530.00
Exc Award (06/30/2023, 06/30/2024)																	
13440	COUNCIL	12/13/1960	Active	10	0	1	-1	-9.09%	11	3	0			R T,M,VP,SC	12		\$150.00
13441	DECLO	10/22/1969	Active	36	8	4	4	12.50%	32	15	1			N S,M,VP,SC	24+		
56946	EAGLE 616	05/25/1995	Active	42	0	0	0	0.00%	42		1		3	M,VP,SC	15		
13443	EMMETT	10/11/1933	Active	40	5	2	3	8.11%	36	6	2			N	0		\$1,000.00
Exc Award (06/30/2023, 06/30/2024)																	
13446	GOODING	01/06/1941	Active	14	0	2	-2	-12.50%	16	3	1			N T,M,SC	13		
13447	GRAND VIEW	10/16/1956	Active	8	0	0	0	0.00%	8		19		2	R P,T,M,VP,SC	22		
36886	HOMEDALE	04/05/1979	Active	10	0	0	0	0.00%	10		0		3	R M,VP,SC	N/R		
13452	KUNA	03/06/1967	Active	25	3	2	1	4.17%	27	2	2		3	M,VP	18		
Exc Award (06/30/2023)																	
13454	MARSING	11/01/1960	Active	28	1	8	-7	-20.00%	35	16	6		2	N T,M,SC	24+		
13456	MERIDIAN	09/20/1938	Active	41	5	1	4	10.81%	39	5	0			N M,VP,SC	3		\$1,950.00
13457	MIDVALE	03/15/1965	Active	13	0	0	0	0.00%	13		12		3	R M,VP,SC	24+		\$802.50
Exc Award (06/30/2018)																	
13459	MOUNTAIN HOME	11/05/1969	Active	82	26	0	26	46.43%	64		0		2	M,VP,SC	8		\$260.00
Exc Award (06/30/2024)																	
13460	NAMPA	01/15/1931	Active	32	3	3	0	0.00%	31	2	2		2	T,M,VP,SC	7		



## Club Health Assessment for District 39 W through March 2025

Club Number	Club Name	Charter Date	Status	Membership							Reports					Finance	LCIF
				Current Member Count	YTD Members Added	YTD Members Dropped	YTD Net Growth	YTD Net Growth%	Member Count 12 Months Ago	Avg. length of service for dropped members	Months Since Last MMR ***	Yrs. Since Last Officer Report	President Rotation	Vice President Reported ****	Months Since Last Activity Report ***	Account Balance	Donations for current Fiscal Year
			Number of times on status quo within last two years	If below 15 members appears				If net loss is greater than 20% appears			If no report in 3 months appears	When more than one year appears in	Number of repeat terms	Notes the officers that do not have an active	If no report at 12 months appears in red		
13473	ONTARIO	07/02/1942	Active	15	0	1	-1	-6.25%	16	10	6		5	S,T,M,VP,SC	8		
13462	PARMA	05/09/1949	Active	54	4	8	-4	-6.90%	58	17	8			N	P,S,M,SC	16	90+ Days
62404	PAYETTE SYRINGA	10/11/1999	Active	27	0	2	-2	-6.90%	29	4	2		3	N	S,M,VP	0	\$1,415.00
13465	RUPERT	10/26/1943	Active	29	2	0	2	7.41%	27		5		3		M,VP,SC	5	\$800.00
Exc Award (06/30/2022, 06/30/2023)																	
88287	STAR	05/13/2005	Active(1)	17	7	11	-4	-19.05%	21	4	1				T,M,VP,SC	7	90+ Days
Exc Award (06/30/2018)																	
153224	Treasure Valley	12/19/2022	Active	47	2	1	1	2.17%	47	2	3				M,VP,SC	0	90+ Days
13466	TWIN FALLS	10/28/1935	Active	24	0	1	-1	-4.00%	25	3	4			R	M,SC	1	\$2,100.00
13474	VALE	05/13/1954	Active	25	2	0	2	8.70%	23		5				M,VP,SC	6	
82896	VALLEY	06/29/2004	Active	24	1	1	0	0.00%	24	2	3		9	R	M,VP,SC	5	
13468	WEISER	06/10/1930	Active	21	1	2	-1	-4.55%	22	6	3		2	R		0	\$540.00
Exc Award (06/30/2023)																	
13470	WOOD RIVER L C	05/02/1973	Active	12	0	0	0	0.00%	12		29		4	S,M,VP,SC	24+		

Clubs Cancelled Previous Fiscal Year – Clubs Cancelled within last 12 months may be reinstated

Club Number	Club Name	Charter Date	Current Status*	Cancellation Date
13431	BOISE HOST	06/17/1935	Cancelled(6*)	01/29/2024

Current Total Clubs Count	YTD New Clubs Count	YTD Cancelled Clubs Count	YTD Net Club Gain	Current Total Members Count	YTD Add	YTD Drop	YTD Net Growth	YTD Net Growth %	Member Count 12 Months Ago	Average Member Count Per Club	% of Clubs with less than 20 members	% No MMR in 3 Months	% No Officer Report in 12 Months	% of Clubs with balance 90+ days	Number of Clubs in Status Quo	% Status Quo Clubs in Financial Suspension	Number of Cancelled Clubs	Average Cancelled Club Age	Members Lost Due to Cancellation	% of Clubs Cancelled for Non-Financial Reasons
30	1	0	1	903	137	91	46	5.37%	871	30	30%	40%	0%	10%	0	0%	0	0	0	0%

\* - P - Priority Club. Cancellation Reasons: 1-Objectives/conduct, 2-Non-active club, 5-Non-existing club, 6-Disbanding, 7-Merger, 8-Financial Suspension, 9-District/Multiple District Dues.

\*\* - Abbreviation: P-President, S-Secretary, T-Treasurer, M-Member Chairperson, VP-First Vice President, MC-Communications Chairperson, SC-Service Chairperson

\*\*\* - Abbreviation: N/R - Never reported using the Lions Clubs website, N/A - Not applicable, No password registered for the Lions Clubs website.

\*\*\*\* - Abbreviation: N - New, IP - Immediate Past, R - Repeat.



# Club Health Assessment for District 39 E through March 2025

Club Number	Club Name	Charter Date	Status	Membership							Reports					Finance	LCIF
				Current Member Count	YTD Members Added	YTD Members Dropped	YTD Net Growth	YTD Net Growth%	Member Count 12 Months Ago	Avg. length of service for dropped members	Months Since Last MMR ***	Yrs. Since Last Officer Report	President Rotation	Vice President Reported ****	Months Since Last Activity Report ***	Account Balance	Donations for current Fiscal Year
			Number of times on status quo within last two years	If below 15 members appears				If net loss is greater than 20% appears			If no report in 3 months appears	When more than one year appears in	Number of repeat terms	Notes the officers that do not have appears in an active	If no report at 12 months red		
<b>Clubs more than two years old</b>																	
13475	AMERICAN FALLS	02/15/1952	Active	31	2	3	-1	-3.13%	32	28	4			N	SC	4	\$1,380.00
13477	ARCO	08/02/1951	Active(1)	23	6	4	2	9.52%	22	8	4			N	M,SC	0	\$50.00
13479	BANCROFT	02/17/1944	Active(2)	9	0	0	0	0.00%	9		16		12	R	T,M,VP,SC	20	
101258	BLACKFOOT CITY	02/22/2008	Active	10	0	1	-1	-9.09%	11	54	0			R	T,M,SC	6	
33270	CHALLIS	01/31/1977	Active	20	3	4	-1	-4.76%	22	4	2		9	R	M,SC	13	
13482	CHUBBUCK	12/05/1960	Active	44	5	0	5	12.82%	39		1		2	N	M,SC	0	\$550.00
Exc Award (06/30/2023, 06/30/2024)																	
13484	DUBOIS	10/10/1947	Active	14	0	1	-1	-6.67%	16	17	0			N	M,SC	3	
33673	FRANKLIN	04/19/1977	Active	17	2	6	-4	-19.05%	21	7	5			IP	M,SC	18	
40749	HAMER	01/31/1982	Active	13	0	1	-1	-7.14%	15	21	8			N	P,T,M,SC	4	
129290	Idaho Southeast Diabetes	11/11/2016	Active	4	0	0	0	0.00%	4		51		9		M,VP,SC	18	90+ Days
13491	LAVA HOT SPRINGS	11/15/1945	Active	5	0	1	-1	-16.67%	6	37	6		10		P,T,M,VP,SC	18	
13492	MACKAY	11/14/1956	Active	12	2	3	-1	-7.69%	14	34	0		2	R	P,M,VP,SC	5	
13493	MALAD CITY	05/29/1923	Active	11	0	1	-1	-8.33%	12	25	0				P,M,VP,SC	6	
13499	POCATELLO DOWNTOWN	01/06/1967	Active	9	2	1	1	12.50%	8	19	2			N	SC	6	
56334	POCATELLO SOUTHEAST IDAHO SCHO	12/27/1994	Active	39	0	0	0	0.00%	37		8		6	R	M,VP,SC	0	\$270.00
13500	PRESTON	02/19/1936	Active	15	2	2	0	0.00%	15	8	0			N		1	\$20.00
13502	RIGBY	03/02/1928	Active	18	2	2	0	0.00%	20	4	1				M,VP,SC	0	\$1,177.00
13504	ROBERTS	10/22/1958	Active	7	0	0	0	0.00%	12		11		8	R	M,VP,SC	10	
13507	SODA SPRINGS	07/13/1949	Active	20	0	0	0	0.00%	19		10			N	P,T,M,SC	1	\$100.00
Exc Award (06/30/2018)																	
13505	ST ANTHONY	11/17/1938	Active(1)	21	7	3	4	23.53%	15	1	1			N	S,M,SC	9	\$210.00
33839	TWIN BUTTE L C	05/10/1977	Active	10	1	0	1	11.11%	10		7			N	P,M,VP,SC	17	
13509	WEST JEFFERSON	11/09/1956	Active	7	1	0	1	16.67%	6		4		7		P,S,T,M,VP SC	9	



## Club Health Assessment for District 39 E through March 2025

				Status		Membership								Reports					Finance		LCIF
Club Number	Club Name	Charter Date	Current Member Count			YTD Members Added	YTD Members Dropped	YTD Net Growth	YTD Net Growth%	Member Count 12 Months Ago	Avg. length of service for dropped members	Months Since Last MMR ***	Yrs. Since Last Officer Report	President Rotation	Vice President Reported ****	Months Since Last Activity Report ***	Account Balance	Donations for current Fiscal Year			
				Number of times on status quo within last two years	If below 15 members appears			If net loss is greater than 20% appears			If no report in 3 months appears in		When more than one year appears in	Number of repeat terms	Notes the officers that do not have an active		If no report at 12 months appears in red				
Current Total Clubs Count	YTD New Clubs Count	YTD Cancelled Clubs Count	YTD Net Club Gain	Current Total Members Count	YTD Add	YTD Drop	YTD Net Growth	YTD Net Growth %	Member Count 12 Months Ago	Average Member Count Per Club	% of Clubs with less than 20 members	% No MMR in 3 Months	% No Officer Report in 12 Months	% of Clubs with balance 90+ days	Number of Clubs in Status Quo	% Status Quo Clubs in Financial Suspension	Number of Cancelled Clubs	Average Cancelled Club Age	Members Lost Due to Cancellation	% of Clubs Cancelled for Non-Financial Reasons	
22	0	0	0	359	35	33	2	0.56%	365	16	68%	55%	0%	5%	0	0%	0	0	0	0%	

\* - P - Priority Club. Cancellation Reasons: 1-Objectives/conduct, 2-Non-active club, 5-Non-existing club, 6-Disbanding, 7-Merger, 8-Financial Suspension, 9-District/Multiple District Dues.

\*\* - Abbreviation: P-President, S-Secretary, T-Treasurer, M-Member Chairperson, VP-First Vice President, MC-Communications Chairperson, SC-Service Chairperson

\*\*\* - Abbreviation: N/R - Never reported using the Lions Clubs website, N/A - Not applicable, No password registered for the Lions Clubs website.

\*\*\*\* - Abbreviation: N - New, IP - Immediate Past, R - Repeat.



# Club Health Assessment for District 40 N through March 2025

			Status	Membership							Reports					Finance		LCIF
Club Number	Club Name	Charter Date		Current Member Count	YTD Members Added	YTD Members Dropped	YTD Net Growth	YTD Net Growth%	Member Count 12 Months Ago	Avg. length of service for dropped members	Months Since Last MMR ***	Yrs. Since Last Officer Report	President Rotation	Vice President Reported ****	Months Since Last Activity Report ***	Account Balance	Donations for current Fiscal Year	
			Number of times on status quo within last two years	If below 15 members appears				If net loss is greater than 20% appears			If no report in 3 months appears in	When more than one year appears in	Number of repeat terms	Notes the officers that do not have an active	If no report at 12 months appears in red			
Clubs more than two years old																		
13512	ALBUQUERQUE BREAKFAST	11/22/1960	Active	21	1	0	1	5.00%	18		7		3	N	SC	0	\$254.00	
Exc Award (06/30/2023)																		
13516	ALBUQUERQUE NORTHEAST	12/01/1950	Active	11	6	0	6	120.00%	5		2				VP,SC	2	\$949.00	
13518	ALBUQUERQUE RIO GRANDE	08/24/1951	Active	11	0	0	0	0.00%	12		11		7		VP,SC	4		
103764	ALBUQUERQUE UPTOWN	10/07/2008	Active	3	0	0	0	0.00%	3		17		2		S,T,M,VP,SC	19		
13521	AZTEC	08/19/1946	Active	19	3	0	3	18.75%	16		2		3		M,VP,SC	1		
13578	CLOVIS EVENING	02/16/1956	Active	35	5	0	5	16.67%	33		6			R	M,SC	6	\$3,230.00	
49992	EDGEWOOD	11/28/1989	Active	33	6	4	2	6.45%	34	5	0			IP		1	\$1,182.00	
Exc Award (06/30/2023)																		
13527	ESPANOLA VALLEY L C	07/09/1942	Active	5	2	0	2	66.67%	3		0		4		VP,SC	24+		
13529	FARMINGTON EVENING	10/11/1928	Active	30	3	2	1	3.45%	29	1	0		2	R	M,SC	1	\$2,157.00	
Exc Award (06/30/2024)																		
13583	FLOYD	01/12/1950	Active	9	0	0	0	0.00%	9		14		11		P,S,T,M,VP SC	4		
13532	GALLUP	05/23/1945	Active	54	3	9	-6	-10.00%	63	11	3			N	SC	2		
13534	GREATER LAS VEGAS	05/21/1954	Active	12	1	1	0	0.00%	12	51	0		6		S,T,M,VP,SC	0		
13535	LOS ALAMOS	11/04/1948	Active	4	0	0	0	0.00%	4		12		6		VP,SC	24+	90+ Days \$95.00	
13537	MORIARTY	10/22/1971	Active(1)	29	25	16	9	45.00%	20	5	0			N	SC	2	\$70.00	
13593	PORTALES	11/04/1943	Active	8	0	1	-1	-11.11%	9	21	1		9		VP,SC	0		
13539	RATON	09/17/1945	Active	19	3	5	-2	-9.52%	21	12	0			N	M,SC	3		
30856	SANDIA MOUNTAIN	05/30/1975	Active	23	0	0	0	0.00%	26		1				VP,SC	17	\$1,100.00	
Exc Award (06/30/2018)																		
13541	SANTA FE CAPITAL CITY	11/21/1960	Active	45	7	4	3	7.14%	42	26	0		4		M,VP	1	\$3,204.00	
13569	SOCORRO	09/11/1947	Active	21	0	4	-4	-16.00%	21	1	0		2	N	S,SC	0		
13544	TAOS	09/10/1927	Active	52	13	1	12	30.00%	39	6	0		2		M,VP,SC	2		
13548	WINDOW ROCK FORT DEFIANCE	02/20/1961	Active	9	1	1	0	0.00%	9	1	6			N	M,SC	15		



## Club Health Assessment for District 40 N through March 2025

			Status	Membership							Reports					Finance	LCIF
Club Number	Club Name	Charter Date		Current Member Count	YTD Members Added	YTD Members Dropped	YTD Net Growth	YTD Net Growth%	Member Count 12 Months Ago	Avg. length of service for dropped members	Months Since Last MMR ***	Yrs. Since Last Officer Report	President Rotation	Vice President Reported ****	Months Since Last Activity Report ***	Account Balance	Donations for current Fiscal Year
			Number of times on status quo within last two years	If below 15 members appears				If net loss is greater than 20% appears			If no report in 3 months appears in	When more than one year appears in	Number of repeat terms	Notes the officers that do not have an active	If no report at 12 months appears in red		

Clubs Cancelled Previous Fiscal Year – Clubs Cancelled within last 12 months may be reinstated

Club Number	Club Name	Charter Date	Current Status*	Cancellation Date
146885	New Mexico Business Builders	06/29/2021	Cancelled(6*)	06/29/2024
13517	RIO RANCHO HOST	04/07/1964	Cancelled(8*)	12/29/2023

Current Total Clubs Count	YTD New Clubs Count	YTD Cancelled Clubs Count	YTD Net Club Gain	Current Total Members Count	YTD Add	YTD Drop	YTD Net Growth	YTD Net Growth %	Member Count 12 Months Ago	Average Member Count Per Club	% of Clubs with less than 20 members	% No MMR in 3 Months	% No Officer Report in 12 Months	% of Clubs with balance 90+ days	Number of Clubs in Status Quo	% Status Quo Clubs in Financial Suspension	Number of Cancelled Clubs	Average Cancelled Club Age	Members Lost Due to Cancellation	% of Clubs Cancelled for Non-Financial Reasons
21	0	0	0	453	79	48	31	7.35%	428	22	52%	38%	0%	5%	0	0%	0	0	0	0%

\* - P - Priority Club. Cancellation Reasons: 1-Objectives/conduct, 2-Non-active club, 5-Non-existing club, 6-Disbanding, 7-Merger, 8-Financial Suspension, 9-District/Multiple District Dues.

\*\* - Abbreviation: P-President, S-Secretary, T-Treasurer, M-Member Chairperson, VP-First Vice President, MC-Communications Chairperson, SC-Service Chairperson


\*\*\* - Abbreviation: N/R - Never reported using the Lions Clubs website, N/A - Not applicable, No password registered for the Lions Clubs website.

\*\*\*\* - Abbreviation: N - New, IP - Immediate Past, R - Repeat.






# Club Health Assessment for District 40 S through March 2025

			Status	Membership							Reports					Finance		LCIF
Club Number	Club Name	Charter Date		Current Member Count	YTD Members Added	YTD Members Dropped	YTD Net Growth	YTD Net Growth%	Member Count 12 Months Ago	Avg. length of service for dropped members	Months Since Last MMR ***	Yrs. Since Last Officer Report	President Rotation	Vice President Reported ****	Months Since Last Activity Report ***	Account Balance	Donations for current Fiscal Year	
			Number of times on status quo within last two years	If below 15 members appears			If net loss is greater than 20% appears				If no report in 3 months appears in	When more than one year appears in	Number of repeat terms	Notes the officers that do not have an active		If no report at 12 months red		
Clubs less than two years old																		
179115	Carlsbad Community	10/18/2024	Active	22	23	1	22	100.00%	0	2	0				VP,SC	0		
Clubs more than two years old																		
13549	ALAMOGORDO BREAKFAST	03/13/1971	Active	19	0	0	0	0.00%	19		12		None		P,T,M,VP,SC	11	90+ Days	\$500.00
45679	ALAMOGORDO DOWNTOWN	01/17/1986	Active(1)	13	0	0	0	0.00%	13		11	1	None		P,S,T,M,VP SC	11	90+ Days	\$100.00
13551	ALAMOGORDO EVENING	11/28/1955	Active	14	1	1	0	0.00%	14	6	4		None		P,T,M,VP,SC	11		
13550	ALAMOGORDO NOON	02/15/1946	Active	11	0	0	0	0.00%	11		11	1	None		P,S,T,M,VP SC	12	90+ Days	
13552	ANTHONY	04/12/1939	Active	10	0	0	0	0.00%	10		11	1	None		P,S,T,M,VP SC	7	90+ Days	
13572	ARTESIA DOWNTOWN	04/28/1939	Active	36	2	4	-2	-5.26%	38	4	0			N		1		\$588.00
Exc Award (06/30/2018, 06/30/2023, 06/30/2024)																		
13553	BAYARD	06/10/1940	Active(1)	7	0	0	0	0.00%	7		11		6		P,VP,SC	12	90+ Days	
13574	CARLSBAD DOWNTOWN	04/26/1928	Active	40	10	22	-12	-23.08%	53	2	1		2	N	SC	0		\$11,105.00
Exc Award (06/30/2023, 06/30/2024)																		
13576	CARLSBAD HEIGHTS	03/01/1955	Active	22	3	6	-3	-12.00%	26	3	2		2	N	SC	11		\$500.00
13582	EUNICE	02/06/1954	Active	8	0	0	0	0.00%	8		12		8	R	M,VP,SC	0		\$400.00
13584	HAGERMAN	05/16/1946	Cancelled(8*)	0	0	11	-11	-100.00%	11	14	3	1	None		P,S,T,M,VP SC	12	90+ Days	
Exc Award (06/30/2023)																		
13560	HIGH ROLLS MOUNTAIN PARK	10/27/1958	Active	18	1	4	-3	-14.29%	21	8	1			N	M,SC	4		\$400.00
13585	HOBBS DOWNTOWN	01/22/1937	Active	18	1	2	-1	-5.26%	19	24	5		3	N	M,VP,SC	11		\$100.00
13561	LA MESA	04/09/1949	Active	37	0	4	-4	-9.76%	41	6	1			N	SC	6		\$2,025.00
Exc Award (06/30/2023)																		
13562	LAS CRUCES	06/06/1928	Active	18	3	0	3	20.00%	15		1		3		VP,SC	12		\$300.00
13563	LAS CRUCES DE NOCHE	06/11/1957	Active	5	0	0	0	0.00%	6		10		6	R	M,SC	11		\$200.00
36573	LAS CRUCES SUNRISE	02/15/1979	Active	29	4	2	2	7.41%	30	25	3		None	N	P,M,SC	11		\$200.00
13565	LOS LEONES DE MESILLA	11/08/1972	Active	18	5	4	1	5.88%	20	14	1			R	SC	0		\$417.00
13589	LOVINGTON	01/02/1946	Active	21	2	1	1	5.00%	20	2	1		None		P,M,VP,SC	2		\$50.00



## Club Health Assessment for District 40 S through March 2025

				Status		Membership						Reports						Finance		LCIF
Club Number	Club Name	Charter Date			Current Member Count	YTD Members Added	YTD Members Dropped	YTD Net Growth	YTD Net Growth%	Member Count 12 Months Ago	Avg. length of service for dropped members	Months Since Last MMR ***	Yrs. Since Last Officer Report	President Rotation	Vice President Reported ****	Months Since Last Activity Report ***	Account Balance	Donations for current Fiscal Year		
			Number of times on status quo within last two years		If below 15 members appears				If net loss is greater than 20% appears			If no report in 3 months appears in	When more than one year appears in	Number of repeat terms	Notes the officers that do not have an active	If no report at 12 months appears in red				
13594	ROSWELL DOWNTOWN	09/15/1927	Active		3	1	0	1	50.00%	2		4		5	P,M,VP,SC	4		\$750.00		
13595	ROSWELL MIDDAY	01/21/1955	Active		8	2	0	2	33.33%	6		2		5	M,VP,SC	11				
13566	RUIDOSO EVENING	01/07/1940	Active		33	11	1	10	43.48%	24	0	0			N	0		\$660.00		
	Exc Award (06/30/2024)																			
13567	RUIDOSO VALLEY NOON	11/26/1969	Active		1	0	0	0	0.00%	1		11	1	None	P,S,T,M,VP SC	11				
13568	SILVER CITY	12/10/1930	Active		10	0	0	0	0.00%	10		11	1	None	P,S,T,M,VP SC	12	90+ Days			
13570	TRUTH OR CONSEQUENCES	12/06/1944	Active		7	0	0	0	0.00%	7		11	1	None	P,S,T,M,VP SC	12				
Current Total Clubs Count	YTD New Clubs Count	YTD Cancelled Clubs Count	YTD Net Club Gain	Current Total Members Count	YTD Add	YTD Drop	YTD Net Growth	YTD Net Growth %	Member Count 12 Months Ago	Average Member Count Per Club	% of Clubs with less than 20 members	% No MMR in 3 Months	% No Officer Report in 12 Months	% of Clubs with balance 90+ days	Number of Clubs in Status Quo	% Status Quo Clubs in Financial Suspension	Number of Cancelled Clubs	Average Cancelled Club Age	Members Lost Due to Cancellation	% of Clubs Cancelled for Non-Financial Reasons
25	1	1	0	428	69	63	6	1.42%	432	17	68%	56%	24%	24%	0	0%	1	79	11	0%

\* - P - Priority Club. Cancellation Reasons: 1-Objectives/conduct, 2-Non-active club, 5-Non-existing club, 6-Disbanding, 7-Merger, 8-Financial Suspension, 9-District/Multiple District Dues.

\*\* - Abbreviation: P-President, S-Secretary, T-Treasurer, M-Member Chairperson, VP-First Vice President, MC-Communications Chairperson, SC-Service Chairperson

\*\*\* - Abbreviation: N/R - Never reported using the Lions Clubs website, N/A - Not applicable, No password registered for the Lions Clubs website.

\*\*\*\* - Abbreviation: N - New, IP - Immediate Past, R - Repeat.



# Club Health Assessment for District 15 through March 2025

			Status	Membership							Reports					Finance		LCIF
Club Number	Club Name	Charter Date		Current Member Count	YTD Members Added	YTD Members Dropped	YTD Net Growth	YTD Net Growth%	Member Count 12 Months Ago	Avg. length of service for dropped members	Months Since Last MMR ***	Yrs. Since Last Officer Report	President Rotation	Vice President Reported ****	Months Since Last Activity Report ***	Account Balance	Donations for current Fiscal Year	
			Number of times on status quo within last two years	If below 15 members appears				If net loss is greater than 20% appears			If no report in 3 months appears in	When more than one year appears in	Number of repeat terms		Notes the officers that do not have appears in an active	If no report at 12 months red		
Clubs less than two years old																		
171987	Burns	06/13/2024	Active	43	15	11	4	10.26%	0	3	0		2	N	M,SC	3		
Clubs more than two years old																		
6544	BIG HORN	06/17/1964	Active	58	5	9	-4	-6.45%	62	11	1				VP,SC	N/R	\$1,000.00	
36303	BUFFALO	12/26/1978	Active	16	0	0	0	0.00%	16		7				M,VP,SC	24+		
41005	BYRON	03/30/1982	Active	12	0	0	0	0.00%	12		8		3	N	M,SC	N/R		
6579	CASPER	04/22/1922	Cancelled(7*)	0	0	13	-13	-100.00%	13	21	1		None		P,S,T,M,VP SC	24+		
6580	CASPER MOUNTAIN	04/29/1958	Active	29	10	1	9	45.00%	19	16	0			N	M,SC	3	\$1,000.00	
6545	CHEYENNE	06/05/1920	Active	16	3	1	2	14.29%	15	40	1		2		M,VP,SC	15	\$1,400.00	
6546	CHEYENNE FRONTIER	06/26/1964	Active	16	0	1	-1	-5.88%	17	3	7			R	SC	19		
6547	CHEYENNE SUNRISE	12/14/1973	Active	29	1	7	-6	-17.14%	33	8	0			N	SC	4	\$1,050.00	
Exc Award (06/30/2017, 06/30/2024)																		
6581	CODY	12/11/1922	Active	111	4	3	1	0.91%	119	13	1				M,VP,SC	24+		
6549	DOUGLAS	03/16/1973	Cancelled(8*)	0	0	3	-3	-100.00%	3	19	3	1	None		P,S,T,M,VP SC	24+	90+ Days	
6583	DUBOIS	03/12/1969	Cancelled(8*)	0	0	4	-4	-100.00%	4	22	3	1	None		P,S,T,M,VP SC	24+	90+ Days	
6550	ENCAMPMENT RIVERSIDE	01/20/1948	Active	27	7	1	6	28.57%	21	12	0		14		P,M,VP,SC	N/R		
6552	GILLETTE	11/24/1924	Active	13	1	1	0	0.00%	14	12	6		2	R	M,SC	7	\$200.00	
36556	GILLETTE A M	02/09/1979	Active	6	0	0	0	0.00%	6		8		15		P,M,VP,SC	24+		
6553	GLENROCK	10/31/1933	Active	15	2	1	1	7.14%	14	7	0		6		T,M,VP,SC	24+		
6554	GUERNSEY	12/03/1953	Active	9	0	3	-3	-25.00%	12	2	5		4		M,VP,SC	N/R		
6556	HULETT	08/19/1957	Active(1)	6	0	0	0	0.00%	6		7				S,M,VP,SC	N/R		
6589	JACKSON HOLE	05/11/1971	Active	34	7	1	6	21.43%	27	0	5			N	SC	24+	\$500.00	
6591	KAYCEE	12/09/1968	Active	14	0	0	0	0.00%	15		7		2		M,VP,SC	19		
6592	KEMMERER	01/19/1926	Active	15	2	3	-1	-6.25%	16	1	0		4	N	SC	9		
6593	LANDER	04/28/1948	Active	10	0	0	0	0.00%	10		7		4		M,VP,SC	24+		



## Club Health Assessment for District 15 through March 2025

			Status	Membership							Reports					Finance		LCIF
Club Number	Club Name	Charter Date		Current Member Count	YTD Members Added	YTD Members Dropped	YTD Net Growth	YTD Net Growth%	Member Count 12 Months Ago	Avg. length of service for dropped members	Months Since Last MMR ***	Yrs. Since Last Officer Report	President Rotation	Vice President Reported ****	Months Since Last Activity Report ***	Account Balance	Donations for current Fiscal Year	
			Number of times on status quo within last two years	If below 15 members appears					If net loss is greater than 20% appears			If no report in 3 months appears in	When more than one year appears in	Number of repeat terms	Notes the officers that do not have an active	If no report at 12 months appears in red		
6558	LARAMIE	06/19/1920	Active	10	1	0	1	11.11%	9		2		7	M,VP,SC	23	90+ Days	\$100.00	
6559	LARAMIE PLAINS	04/09/1965	Active	14	1	2	-1	-6.67%	16	51	1		2	N SC	24+		\$710.00	
6560	LINGLE FT LARAMIE	10/22/1943	Active	11	0	3	-3	-21.43%	14	8	5		2	R M,SC	24+			
6562	MEDICINE BOW	03/04/1930	Active	12	0	0	0	0.00%	12		1		6	M,VP,SC	24+			
6597	MOUNTAINVIEW	03/26/1951	Active(2)	28	0	0	0	0.00%	28		7			P,M,VP,SC	24+			
6564	NEWCASTLE	11/09/1922	Active(2)	14	0	4	-4	-22.22%	18	39	7		5	S,T,M,VP,SC	24+			
6565	PINE BLUFFS	11/02/1922	Active	14	1	2	-1	-6.67%	52	3	4			N T,VP,SC	0		\$702.00	
31843	PINEDALE	03/17/1976	Active	38	2	3	-1	-2.56%	39	5	3		6	R SC	11		\$980.00	
6566	RAWLINS	06/24/1921	Active	17	0	2	-2	-10.53%	19	7	2		2	R M,SC	24+			
6599	RIVERTON	05/04/1922	Active	22	3	3	0	0.00%	21	5	0			T,M,VP,SC	0			
6568	SARATOGA	03/26/1928	Active	50	1	3	-2	-3.85%	54	3	1		None	R P,VP,SC	2			
6569	SHERIDAN SUNDOWNERS	05/16/1921	Active	19	0	0	0	0.00%	19		7		2	N	16			
6570	SNAKE RIVER VALLEY	11/14/1950	Active	15	0	2	-2	-11.76%	17	53	5		None	R P,S,T,M,VP SC	N/R			
6572	STORY	09/09/1957	Active	29	0	9	-9	-23.68%	38	7	2			T,M,VP,SC	24+			
43719	TEN SLEEP-HYATTVILLE	04/30/1984	Active	29	0	1	-1	-3.33%	29	21	3		4	P,T,M,VP,SC	N/R			
6574	TORRINGTON	07/01/1921	Active	14	2	1	1	7.69%	13	5	0			N M,SC	24+	90+ Days		
6575	WHEATLAND	07/22/1921	Active	25	0	0	0	0.00%	25		6			T,M,VP,SC	24+			
35040	WHITE MOUNTAIN	02/14/1978	Active	14	0	1	-1	-6.67%	15	49	1			M,VP,SC	24+			

Clubs Cancelled Previous Fiscal Year – Clubs Cancelled within last 12 months may be reinstated

Club Number	Club Name	Charter Date	Current Status*	Cancellation Date
6603	THERMOPOLIS	12/05/1924	Cancelled(8*)	06/29/2024



## Club Health Assessment for District 15 through March 2025

Club Number			Club Name			Charter Date			Status	Membership						Reports				Finance		LCIF		
										Current Member Count	YTD Members Added	YTD Members Dropped	YTD Net Growth	YTD Net Growth%	Member Count 12 Months Ago	Avg. length of service for dropped members	Months Since Last MMR ***	Yrs. Since Last Officer Report	President Rotation	Vice President Reported ****	Months Since Last Activity Report ***	Account Balance	Donations for current Fiscal Year	
									Number of times on status quo within last two years	If below 15 members appears			If net loss is greater than 20% appears			If no report in 3 months appears in		When more than one year appears in	Number of repeat terms	Notes the officers that do not have an active		If no report at 12 months appears in red		
Current Total Clubs Count	YTD New Clubs Count	YTD Cancelled Clubs Count	YTD Net Club Gain	Current Total Members Count	YTD Add	YTD Drop	YTD Net Growth	YTD Net Growth %	Member Count 12 Months Ago	Average Member Count Per Club	% of Clubs with less than 20 members	% No MMR in 3 Months	% No Officer Report in 12 Months	% of Clubs with balance 90+ days	Number of Clubs in Status Quo	% Status Quo Clubs in Financial Suspension	Number of Cancelled Clubs	Average Cancelled Club Age	Members Lost Due to Cancellation	% of Clubs Cancelled for Non-Financial Reasons				
37	0	3	-3	854	68	99	-31	-3.50%	892	23	62%	51%	0%	5%	0	0%	3	103	20	0%				

\* - P - Priority Club. Cancellation Reasons: 1-Objectives/conduct, 2-Non-active club, 5-Non-existing club, 6-Disbanding, 7-Merger, 8-Financial Suspension, 9-District/Multiple District Dues.

\*\* - Abbreviation: P-President, S-Secretary, T-Treasurer, M-Member Chairperson, VP-First Vice President, MC-Communications Chairperson, SC-Service Chairperson

\*\*\* - Abbreviation: N/R - Never reported using the Lions Clubs website, N/A - Not applicable, No password registered for the Lions Clubs website.

\*\*\*\* - Abbreviation: N - New, IP - Immediate Past, R - Repeat.



## Club Health Assessment for District 37 through March 2025

			Status	Membership						Reports					Finance		LCIF	
Club Number	Club Name	Charter Date		Current Member Count	YTD Members Added	YTD Members Dropped	YTD Net Growth	YTD Net Growth%	Member Count 12 Months Ago	Avg. length of service for dropped members	Months Since Last MMR ***	Yrs. Since Last Officer Report	President Rotation	Vice President Reported ****	Months Since Last Activity Report ***	Account Balance	Donations for current Fiscal Year	
			Number of times on status quo within last two years	If below 15 members appears				If net loss is greater than 20% appears			If no report in 3 months appears in	When more than one year appears in	Number of repeat terms	Notes the officers that do not have appears in an active	If no report at 12 months red			
Clubs more than two years old																		
12955	BAKER	08/29/1946	Active	10	0	0	0	0.00%	12		8			P,S,M,VP,SC	24+	90+ Days		
12957	BIG TIMBER	12/12/1925	Active	23	0	0	0	0.00%	23		3		5	R	M,VP,SC		6	\$365.00
12958	BILLINGS	10/20/1921	Active	24	2	2	0	0.00%	23	43	5		None	P,M,VP,SC	20			
12960	BILLINGS HEIGHTS	07/23/1957	Active	20	0	1	-1	-4.76%	21	5	5			R	M,SC		0	\$2,084.00
12962	BOZEMAN	03/18/1954	Active	12	0	0	0	0.00%	12		5		3	R	P,M,VP		5	
12963	BOZEMAN GALLATIN EMPIRE	02/24/1969	Active	51	0	3	-3	-5.56%	57	13	1			N	SC		9	\$1,471.00
84469	BOZEMAN SWEET PEA	12/08/2004	Active	24	0	1	-1	-4.00%	25	5	7			IP	M,SC		4	\$170.00
13089	BUTTE MILE-HI	11/15/1973	Active	14	2	4	-2	-12.50%	16	18	1		2	N	T,M,SC		0	
13049	CASCADE	01/25/1958	Active	19	0	0	0	0.00%	19		9		3	R	M,SC		20	
13051	CHINOOK	05/05/1925	Active	29	3	0	3	11.54%	25		1		2	R	M,SC		0	\$770.00
13052	CHOTEAU	04/26/1927	Active	40	3	3	0	0.00%	40	27	1			N	M	0	\$1,180.00	
13091	COLUMBIA FALLS	12/03/1952	Active	32	3	2	1	3.23%	31	29	5		2	R	M,SC	1	\$200.00	
Exc Award (06/30/2021)																		
13053	CONRAD	12/10/1928	Active	38	0	3	-3	-7.32%	39	22	1		8	R	P,M,SC	17	\$300.00	
12966	CULBERTSON	09/13/1946	Active(2)	19	0	0	0	0.00%	19		0			N	P,T,M,SC	15		
13055	CUT BANK	12/06/1929	Active	22	0	1	-1	-4.35%	23	7	5		8	R	T,SC	0	\$120.00	
43869	DEER LODGE	05/22/1984	Active	9	2	0	2	28.57%	7		6		7	R	VP,SC	24+		
12967	DENTON	01/26/1955	Active	40	0	0	0	0.00%	40		13		None	P,T,M,VP,SC	21	\$100.00		
Exc Award (06/30/2018)																		
36971	DILLON	04/26/1979	Active	9	0	2	-2	-18.18%	11	1	7		8		S,T,M,VP,SC	24+		
Exc Award (06/30/2017, 06/30/2018)																		
13092	EAST MISSOULA	04/12/1967	Active	9	2	1	1	12.50%	8	53	2		8		M,VP,SC	24+	\$500.00	
12969	ENNIS	08/30/1948	Active	77	6	3	3	4.05%	71	19	1			N	SC	1	\$8,860.00	
121135	Eureka-Tobacco Valley	01/16/2014	Active	12	3	1	2	20.00%	10	0	5		5	R	M,SC	4		
13058	FAIRFIELD	02/26/1940	Active	29	1	0	1	3.57%	28		1			N	M,SC	N/R	\$100.00	



## Club Health Assessment for District 37 through March 2025

			Status	Membership							Reports					Finance		LCIF
Club Number	Club Name	Charter Date		Current Member Count	YTD Members Added	YTD Members Dropped	YTD Net Growth	YTD Net Growth%	Member Count 12 Months Ago	Avg. length of service for dropped members	Months Since Last MMR ***	Yrs. Since Last Officer Report	President Rotation	Vice President Reported ****	Months Since Last Activity Report ***	Account Balance	Donations for current Fiscal Year	
			Number of times on status quo within last two years	If below 15 members appears					If net loss is greater than 20% appears			If no report in 3 months appears in	When more than one year appears in	Number of repeat terms	Notes the officers that do not have an active	If no report at 12 months appears in red		
12971	FORSYTH	12/03/1924	Active	13	1	1	0	0.00%	13	11	3		4	R M	3	90+ Days		
89325	FORT BENTON	10/10/2005	Active	30	0	3	-3	-9.09%	33	3	2		2	N M,SC	5		\$100.00	
Exc Award (06/30/2018)																		
12972	GLENDIVE	01/10/1944	Active	35	7	2	5	16.67%	29	2	0			N M,SC	0			
13061	GREAT FALLS	12/20/1922	Active	25	5	2	3	13.64%	22	53	1			T,M,VP,SC	N/R		90+ Days	
13063	GREAT FALLS SUNRISE	05/25/1966	Active	19	6	2	4	26.67%	16	20	0			M,VP,SC	14		\$500.00	
Exc Award (06/30/2018)																		
13097	HAMILTON	01/27/1930	Active	32	4	0	4	14.29%	31		0			N M,SC	3			
13065	HAVRE	11/13/1952	Active	52	5	5	0	0.00%	58	14	0			N M,SC	1			
13098	HELENA	05/03/1933	Active	34	0	2	-2	-5.56%	35	5	2		4	R SC	24+			
43348	HELENA GOLD RUSH	01/09/1984	Active	22	2	1	1	4.76%	25	5	5			R	3	\$400.00		
13100	HOT SPRINGS	01/23/1940	Active	8	0	2	-2	-20.00%	10	6	0		12	M,VP,SC	24+			
12980	HUNTLEY PROJECT	08/30/1954	Active	27	0	5	-5	-15.63%	30	14	2		2	R M,SC	12	\$2,225.00		
12974	HYSHAM	11/04/1960	Active	14	0	0	0	0.00%	14		11		19	R P,T,M,VP,SC	20	\$100.00		
12975	JOLIET	10/22/1971	Active(1)	22	5	1	4	22.22%	18	6	2			N M,SC	12	\$1,000.00		
13101	KALISPELL	05/04/1942	Active	28	1	0	1	3.70%	28		1		3	M,VP,SC	3	\$1,000.00		
Exc Award (06/30/2018, 06/30/2021)																		
13102	KALISPELL SUNRISERS	02/03/1969	Active	23	1	3	-2	-8.00%	27	22	2		None	R P,SC	1	\$250.00		
32290	LAUREL	05/25/1976	Active	13	0	2	-2	-13.33%	15	4	8			M,VP,SC	15	\$146.00		
Exc Award (06/30/2018)																		
13106	MISSOULA	12/04/1928	Active	24	3	1	2	9.09%	22	52	0			N M,SC	24+			
13107	MISSOULA SOUTH SIDE	01/15/1964	Active	12	0	0	0	0.00%	16		8			N M,SC	13	\$150.00		
Exc Award (06/30/2018)																		
13067	NASHUA	02/12/1952	Active	8	0	0	0	0.00%	8		17		4	N M,SC	24+	\$100.00		
13110	PLAINS	02/23/1944	Active(1)	8	0	0	0	0.00%	8		16		4	S,T,M,VP,SC	15			
45887	PLENTYWOOD	03/10/1986	Active	39	1	7	-6	-13.33%	40	11	2			N	24+	\$100.00		



## Club Health Assessment for District 37 through March 2025

			Status	Membership							Reports					Finance		LCIF
Club Number	Club Name	Charter Date		Current Member Count	YTD Members Added	YTD Members Dropped	YTD Net Growth	YTD Net Growth%	Member Count 12 Months Ago	Avg. length of service for dropped members	Months Since Last MMR ***	Yrs. Since Last Officer Report	President Rotation	Vice President Reported ****	Months Since Last Activity Report ***	Account Balance	Donations for current Fiscal Year	
			Number of times on status quo within last two years	If below 15 members appears				If net loss is greater than 20% appears			If no report in 3 months appears in	When more than one year appears in	Number of repeat terms	Notes the officers that do not have an active	If no report at 12 months appears in red			
12981	RED LODGE Exc Award (06/30/2018)	03/03/1947	Active	17	2	1	1	6.25%	18	42	2			N SC	24+		\$70.00	
12982	ROUNDUP	12/22/1925	Active	15	2	1	1	7.14%	12	14	1			N S,T,VP,SC	24+			
12983	SCOBEY	05/18/1936	Active	41	0	0	0	0.00%	41		11		None	P,T,M,VP,SC	24+		\$250.00	
36318	SEELEY LAKE	12/11/1978	Active	63	7	5	2	3.28%	63	9	0			N SC	0		\$400.00	
12984	SHEPHERD	12/05/1967	Active	29	4	0	4	16.00%	27		1		16	R M,SC	9		\$200.00	
12985	SIDNEY	03/01/1971	Active	56	1	2	-1	-1.75%	57	14	5			N M	0		\$820.00	
13070	SUN RIVER VALLEY L C	01/05/1966	Active	25	4	0	4	19.05%	21		2		8	N P,SC	24+			
13054	SUNBURST Exc Award (06/30/2018)	09/13/1934	Active	44	1	1	0	0.00%	44	0	6			R SC	5		\$7,027.00	
13114	SUPERIOR	04/03/1952	Active	27	1	5	-4	-12.90%	31	12	2		2	R P,M,VP,SC	24+			
41168	TOWNSEND BROADWATER COUNTY	04/29/1982	Active	22	3	3	0	0.00%	22	3	0			N SC	1			
45098	TURNER HOGELAND L C	06/30/1985	Active(1)	16	0	0	0	0.00%	16		26		4	P,M,VP,SC	N/R			
45097	WHITE SULPHUR SPRINGS Exc Award (06/30/2018)	06/17/1985	Active	14	0	0	0	0.00%	15		9		15	M,VP,SC	10			
105608	WHITEFISH	06/01/2009	Active(1)	53	0	1	-1	-1.85%	47	16	1			N T,M,SC	24+	90+ Days		
51740	WINNETT Exc Award (06/30/2018)	06/05/1991	Active	14	0	0	0	0.00%	14		2		2	N VP,SC	3		\$2,180.00	
50340	WOLF POINT	03/26/1990	Active	28	0	8	-8	-22.22%	36	14	0		8	R M,SC	N/R			

Clubs Cancelled Previous Fiscal Year – Clubs Cancelled within last 12 months may be reinstated

Club Number	Club Name	Charter Date	Current Status*	Cancellation Date
61884	ANACONDA	05/07/1999	Cancelled(6*)	07/29/2023
13062	GREAT FALLS ELECTRIC CITY	09/15/1958	Cancelled(6*)	06/29/2024





## Club Health Assessment for District 37 through March 2025

				Status				Membership						Reports				Finance		LCIF			
Club Number	Club Name	Charter Date							Current Member Count	YTD Members Added	YTD Members Dropped	YTD Net Growth	YTD Net Growth%	Member Count 12 Months Ago	Avg. length of service for dropped members	Months Since Last MMR ***	Yrs. Since Last Officer Report	President Rotation	Vice President Reported ****	Months Since Last Activity Report ***	Account Balance	Donations for current Fiscal Year	
				Number of times on status quo within last two years	If below 15 members appears				If net loss is greater than 20% appears				If no report in 3 months appears in				When more than one year appears in	Number of repeat terms	Notes the officers that do not have an active		If no report at 12 months appears in red		
Current Total Clubs Count	YTD New Clubs Count	YTD Cancelled Clubs Count	YTD Net Club Gain	Current Total Members Count	YTD Add	YTD Drop	YTD Net Growth	YTD Net Growth %	Member Count 12 Months Ago	Average Member Count Per Club	% of Clubs with less than 20 members	% No MMR in 3 Months	% No Officer Report in 12 Months	% of Clubs with balance 90+ days	Number of Clubs in Status Quo	% Status Quo Clubs in Financial Suspension	Number of Cancelled Clubs	Average Cancelled Club Age	Members Lost Due to Cancellation	% of Clubs Cancelled for Non-Financial Reasons			
58	0	0	0	1,514	93	93	0	0.00%	1,522	26	38%	43%	0%	7%	0	0%	0	0	0	0			

\* - P - Priority Club. Cancellation Reasons: 1-Objectives/conduct, 2-Non-active club, 5-Non-existing club, 6-Disbanding, 7-Merger, 8-Financial Suspension, 9-District/Multiple District Dues.

\*\* - Abbreviation: P-President, S-Secretary, T-Treasurer, M-Member Chairperson, VP-First Vice President, MC-Communications Chairperson, SC-Service Chairperson

\*\*\* - Abbreviation: N/R - Never reported using the Lions Clubs website, N/A - Not applicable, No password registered for the Lions Clubs website.

\*\*\*\* - Abbreviation: N - New, IP - Immediate Past, R - Repeat.



# Club Health Assessment for District 46 through March 2025

			Status	Membership							Reports					Finance		LCIF
Club Number	Club Name	Charter Date		Current Member Count	YTD Members Added	YTD Members Dropped	YTD Net Growth	YTD Net Growth%	Member Count 12 Months Ago	Avg. length of service for dropped members	Months Since Last MMR ***	Yrs. Since Last Officer Report	President Rotation	Vice President Reported ****	Months Since Last Activity Report ***	Account Balance	Donations for current Fiscal Year	
			Number of times on status quo within last two years	If below 15 members appears				If net loss is greater than 20% appears			If no report in 3 months appears in	When more than one year appears in	Number of repeat terms	Notes the officers that do not have an active	If no report at 12 months appears in red			
Clubs less than two years old																		
180757	Las Vegas Latinos	02/27/2025	Newly Chartered	22	22	0	22	100.00%	0		1			VP,SC	N/R			
181474	Los Prados	03/24/2025	Newly Chartered	22	22	0	22	100.00%	0		0			VP,SC	N/R			
Clubs more than two years old																		
2434	ANTELOPE VALLEY L C	02/18/1971	Active	29	5	6	-1	-3.33%	31	13	1			N	M,SC	7	\$2,000.00	
2745	AUSTIN	04/28/1937	Active	14	3	1	2	16.67%	12	5	2		8		M,VP,SC	24+		
2746	BATTLE MOUNTAIN	10/27/1949	Active(1)	10	0	9	-9	-47.37%	10	2	2				M,VP,SC	11	90+ Days	
150300	Beatty	06/01/2022	Active	19	0	0	0	0.00%	19		14				M,VP,SC	17		
2435	BISHOP	02/18/1944	Active	49	0	0	0	0.00%	49		2			N	M,SC	2	\$1,100.00	
48277	BOULDER CITY	03/21/1988	Active	58	12	3	9	18.37%	49	6	5		2	N	M,SC	6		
2750	CARSON CITY HOST	10/18/1932	Active	40	7	4	3	8.11%	33	23	0			N	SC	0		
Exc Award (06/30/2021, 06/30/2022, 06/30/20)																		
2752	CARSON VALLEY	08/03/1953	Active	19	0	0	0	0.00%	20		9		2	R	SC	17	\$1,350.00	
63398	DAYTON VALLEY	06/30/2000	Active	21	2	1	1	5.00%	20	8	0		6	R		0		
2753	ELKO	06/10/1938	Active	82	7	3	4	5.13%	74	10	1			N	SC	9	\$2,050.00	
2754	ELY	12/04/1925	Active	15	2	0	2	15.38%	13		6			R	M,SC	14	90+ Days	
38795	EUREKA	07/01/1980	Active	28	2	8	-6	-17.65%	34	6	1			R	P,M,SC	1		
2755	FALLON	05/08/1937	Active	23	6	8	-2	-8.00%	25	3	1			N	SC	2		
2756	FERNLEY WADSWORTH L C	08/02/1971	Active	10	2	7	-5	-33.33%	14	3	2		2		M,VP,SC	8	\$50.00	
2758	HAWTHORNE	10/01/1945	Active	14	0	0	0	0.00%	15		9		3		M,VP,SC	5		
2450	INDEPENDENCE	08/26/1952	Active	11	0	0	0	0.00%	11		12		4	R	M,SC	3		
107661	LAS VEGAS ALOHA	02/23/2010	Active	28	0	3	-3	-9.68%	30	5	0			IP	SC	2		
Exc Award (06/30/2018)																		
88429	LAS VEGAS BLACK MOUNTAIN	05/25/2005	Active	24	1	3	-2	-7.69%	27	9	0		2	R		0		
Exc Award (06/30/2018)																		



## Club Health Assessment for District 46 through March 2025

			Status	Membership							Reports					Finance		LCIF
Club Number	Club Name	Charter Date		Current Member Count	YTD Members Added	YTD Members Dropped	YTD Net Growth	YTD Net Growth%	Member Count 12 Months Ago	Avg. length of service for dropped members	Months Since Last MMR ***	Yrs. Since Last Officer Report	President Rotation	Vice President Reported ****	Months Since Last Activity Report ***	Account Balance	Donations for current Fiscal Year	
			Number of times on status quo within last two years	If below 15 members appears					If net loss is greater than 20% appears			If no report in 3 months appears in	When more than one year appears in	Number of repeat terms	Notes the officers that do not have an active	If no report at 12 months appears in red		
2761	LAS VEGAS BREAKFASTERS	02/01/1953	Active	31	1	2	-1	-3.13%	30	10	1				T,VP	0	\$1,170.00	
87845	LAS VEGAS CHINA TOWN	04/21/2005	Active	10	0	3	-3	-23.08%	13	8	2		5		S,M,VP,SC	20	\$1,300.00	
128162	Las Vegas Diabetes Wellness	06/29/2016	Active	16	1	6	-5	-23.81%	21	3	0			R	SC	19		
Exc Award (06/30/2022, 06/30/2023)																		
151394	Las Vegas E-Lions	06/20/2022	Active	25	1	0	1	4.17%	25		5				M,VP,SC	1		
Exc Award (06/30/2023, 06/30/2024)																		
2760	LAS VEGAS HOST	11/21/1938	Active	52	3	1	2	4.00%	51	1	0			N	SC	5	\$1,000.00	
Exc Award (06/30/2021, 06/30/2022, 06/30/2023)																		
133180	Las Vegas Nevada Peacemakers	12/07/2017	Active(2)	6	0	0	0	0.00%	6		6		8	R	M,SC	24+	90+ Days	
96431	LAS VEGAS PROFESSIONALS	03/06/2006	Active	38	16	17	-1	-2.56%	41	2	1		2	R	SC	5		
61074	LAS VEGAS SUMMERLIN	08/10/1998	Active	14	1	10	-9	-39.13%	33	7	0		2	N	SC	0		
Exc Award (06/30/2017, 06/30/2023)																		
128106	Las Vegas Twin Lakes	06/24/2016	Active	19	5	2	3	18.75%	25	3	1		10		VP	4		
131198	Las Vegas Vietnamese-American	06/08/2017	Active	12	3	0	3	33.33%	7		0		9	R	T,M,SC	10		
2764	LAS VEGAS WEST CHARLESTON	02/27/1969	Active	27	0	0	0	0.00%	29		8			N	SC	6	\$2,000.00	
2455	LONE PINE	03/12/1930	Active(1)	26	7	3	4	18.18%	22	3	0		2	R		24+		
2766	LOVELOCK	12/13/1929	Active(1)	20	0	1	-1	-4.76%	21	17	3		4	N	M,VP,SC	24+	90+ Days	
Exc Award (06/30/2018)																		
2464	MAMMOTH LAKES	11/13/1963	Active	36	0	1	-1	-2.70%	37	6	6		2	N	M,SC	9		
2768	NORTH LAS VEGAS HOST	12/05/1947	Active	11	18	30	-12	-52.17%	14	8	0				M,VP,SC	8		
Exc Award (06/30/2016)																		
2769	PAHRUMP VALLEY	03/10/1972	Active	28	1	2	-1	-3.45%	30	2	2			IP	M,SC	0		
63482	RACHEL	07/31/2000	Active	8	8	0	8	100.00%	13		1				M,VP,SC	5		
2774	RENO ARCH	09/03/1952	Active	19	2	0	2	11.76%	17		0			R	M,SC	7	\$1,040.00	
130551	RENO CENTENNIAL READ BETWEEN THE LIONS	05/05/2017	Active	6	0	0	0	0.00%	6		11	1	None		P,S,T,M,VP SC	0	90+ Days	



## Club Health Assessment for District 46 through March 2025

			Status		Membership						Reports					Finance		LCIF		
Club Number	Club Name	Charter Date			Current Member Count	YTD Members Added	YTD Members Dropped	YTD Net Growth	YTD Net Growth%	Member Count 12 Months Ago	Avg. length of service for dropped members	Months Since Last MMR ***	Yrs. Since Last Officer Report	President Rotation	Vice President Reported ****	Months Since Last Activity Report ***	Account Balance	Donations for current Fiscal Year		
			Number of times on status quo within last two years		If below 15 members appears				If net loss is greater than 20% appears			If no report in 3 months appears in	When more than one year appears in	Number of repeat terms		Notes the officers that do not have an active	If no report at 12 months appears in red			
109071	RENO CIGAR	08/12/2010	Active		25	4	4	0	0.00%	23	5	0			N	M,SC	0		\$1,900.00	
2771	RENO HOST	12/09/1920	Active		41	4	0	4	10.81%	36		1				M,VP,SC	12		\$1,000.00	
Exc Award (06/30/2018, 06/30/2020)																				
41136	RENO PLUMB LANE	04/27/1982	Active		17	7	3	4	30.77%	13	19	0			N	SC	11			
2777	SPARKS GREENBRAE	03/01/1962	Active		13	1	0	1	8.33%	11		4				VP	0		\$678.11	
100698	SPARKS SPANISH SPRINGS	12/03/2007	Active		13	0	3	-3	-18.75%	16	6	5			N	SC	0		\$450.00	
Exc Award (06/30/2018)																				
42519	SPRING CREEK RUBY MOUNTAIN	04/25/1983	Active(2)		37	8	0	8	27.59%	29		3		2		M,VP,SC	24+		\$200.00	
2744	TRUCKEE HOST	09/14/1932	Active		17	0	0	0	0.00%	18		7		7	N	M,SC	21			
152635	Virgin Valley	11/11/2022	Active(1)		7	2	0	2	40.00%	10		5		2		VP,SC	5			
2779	WINNEMUCCA HOST	12/18/1929	Active		25	1	21	-20	-44.44%	42	1	0		2	N		0			
2780	YERINGTON	03/12/1953	Active		27	2	2	0	0.00%	28	9	2			N	M,SC	2		\$1,325.00	
Current Total Clubs Count	YTD New Clubs Count	YTD Cancelled Clubs Count	YTD Net Club Gain	Current Total Members Count	YTD Add	YTD Drop	YTD Net Growth	YTD Net Growth %	Member Count 12 Months Ago	Average Member Count Per Club	% of Clubs with less than 20 members	% No MMR in 3 Months	% No Officer Report in 12 Months	% of Clubs with balance 90+ days	Number of Clubs in Status Quo	% Status Quo Clubs in Financial Suspension	Number of Cancelled Clubs	Average Cancelled Club Age	Members Lost Due to Cancellation	% of Clubs Cancelled for Non-Financial Reasons
49	2	0	2	1,164	189	167	22	1.93%	1,153	24	47%	35%	2%	10%	0	0%	0	0	0	0%

\* - P - Priority Club. Cancellation Reasons: 1-Objectives/conduct, 2-Non-active club, 5-Non-existing club, 6-Disbanding, 7-Merger, 8-Financial Suspension, 9-District/Multiple District Dues.

\*\* - Abbreviation: P-President, S-Secretary, T-Treasurer, M-Member Chairperson, VP-First Vice President, MC-Communications Chairperson, SC-Service Chairperson

\*\*\* - Abbreviation: N/R - Never reported using the Lions Clubs website, N/A - Not applicable, No password registered for the Lions Clubs website.

\*\*\*\* - Abbreviation: N - New, IP - Immediate Past, R - Repeat.